JOURNAL OF SOCIAL AND DEVELOPMENT SCIENCES (JSDS)

Vol. 6 No. 2 ISSN 2221-1152

Published by

International Foundation for Research and Development (IFRD)

Editorial

Journal of Social and Development Sciences (JSDS) is a scholarly journal deals with the disciplines of social and development sciences. JSDS publishes research work that meaningfully contributes towards theoretical bases of contemporary developments in society, business and related disciplines. The work submitted for publication consideration in JSDS should address empirical and theoretical contributions in the subjects related to scope of the journal in particular and allied theories and practices in general. Scope of JSDS includes: sociology, psychology, anthropology, economics, political science, international relations, linguistics, history, public relations, hospitality & tourism and project management. Author(s) should declare that work submitted to the journal is original, not under consideration for publication by another journal, and that all listed authors approve its submission to JSDS. It is JSDS policy to welcome submissions for consideration, which are original, and not under consideration for publication by another journal at the same time. Author (s) can submit: Research Paper, Conceptual Paper, Case Studies and Book Review. The current issue of JSDS consist of papers of scholars from Malaysia, Indonesia, Pakistan, Nigeria, Thailand and Oman. Economic community, civil-military imbalances, religious practices, criminal recidivism, household economic conditions, developing Islamic city, working capital financing sources for formers, domestic water use and supply chain management were some of the major practices and concepts examined in these studies. Journal received research submission related to all aspects of major themes and tracks. All the submitted papers were first assessed by the editorial team for relevance and originality of the work and blindly peer reviewed by the external reviewers depending on the subject matter of the paper. After the rigorous peer-review process, the submitted papers were selected based on originality, significance, and clarity of the purpose. Current issue will therefore be a unique offer, where scholars will be able to appreciate the latest results in their field of expertise, and to acquire additional knowledge in other relevant fields.

Prof. Nek Kamal Yeop Yunus, Ph. D.
Editor In Chief

Editorial Board

Editor In Chief

Nek Kamal Yeop Yunus, Ph. D, University Pendidikan Sultan Idris, Malaysia

Members

N. Panchanatham, Ph. D, Annamalai University, India
Somnath Sen, Ph. D, Birmingham University, UK
Anton Miglo, Ph. D, School of business, University of Bridgeport, USA
Mamta B Chowdhury, Ph. D, University of Western Sydney, Australia
R. K. Uppal, International University of Contemporary Studies, USA
Ketna Mehta, Ph. D, Welingkar Education, India
Khorshed Chowdhury, Ph. D, University of Wollongong, Australia
Inderjeet Singh, Ph. D, Punjabi University, Patiala, India
Ananda Wickramasinghe Ph. D, CQ University, Australia
Hai-Chin YU, Ph. D, Chung Yuan University ,Chungli, Taiwan
Mohan Bhai Patel, Ph. D, N S Arts College, India
Yapa M W Y Bandara, Ph. D, Charles Sturt University, Australia
Pacha Malyadri, Ph. D, Osmania University, Andhra Pradesh, India
Chux Gervase Iwu, Ph. D, Cape Peninsula University of Technology, South Africa
Pratibha Samson Gaikwad, Ph. D, Shivaji University of Pune, India
Mohammad Reza Noruzi, Ph. D, Tarbiat Modarres University, Tehran, Iran
M Azhar Khan, Ph. D, Hokkaido University, Japan
Rajendra Parsad GUNPUTH, Ph. D., University of Mauritius, Mauritius

Table of Contents

Description	Pages
Title	1
Editorial	2
Editorial Board	3
Table of Contents	4
Papers	5
Rectifying the Civil-Military Imbalance–What Pakistan Can Learn From the Turkish Experience Maheen Saleem Khosa	6
An Analysis of Religious Practices using Paradigm of Malayness in Burgess' Beds in the East Nurhanis Sahiddan, Rosima Alias, Mardian Shah Omar, Thaharah Hilaluddin	15
Prison, Stigma, Discrimination and Personality as Predictors of Criminal Recidivism: A Preliminary Findings Aminu Musa Ahmed, Abd Halim B. Ahmad	20
The Role of Poverty and Household Economic Conditions to the Treatment of Malaria in Zamfara State North West Nigeria Ahmad Yahaya Maigemu, Kalthum Bt Haji Hassan	30
Developing Islamic City through Network-of-Mosque (NoM) Ammar Ihsan Nasution, Abdul Rahman Ahmad Dahlan, Ammar Ihsan Nasution, Muhammad Iqbal Husaini, Mohamed Hassan Ahmed	37
The Analysis of Working Capital Financing Sources (A Study on Large Red Chili Farmers in Sempu District, Banyuwangi Regency) Isti Fadah, Muhammad Abdul Gofur	46
Transfer Function Models for Forecasting Domestic Water Use Ahmad, M. I.	52
Military Logistics Efforts during the Vietnam War Supply Chain Management on Both Sides Hermann Gruenwald	57
What can IT and Money Laundering Law do to Fight against Cyber Child Sexual Crime? Go Lisanawati	67
Governance and Tax Revenue in Asean Countries Makmun Syadullah, Tri Wibowo	76

PAPERS

Jornal of Social and Development Sciences (JSDS)
Vol. 6, No. 2, June 2015 (ISSN 2221-1152)

Rectifying the Civil-Military Imbalance–What Pakistan Can Learn From the Turkish Experience

Maheen Saleem Khosa
Forman Christian College, Lahore, Pakistan
maheensaleem@fccollege.edu.pk

Abstract: Historically, in both Pakistan and Turkey, the military has been deeply involved in the politics of the state. Civilian governments have had to contend with the influence of the military in politics and have often been undermined and overthrown. However, the Prime Minister-ship of Recep Tayyip Erdogan is often quoted as an example in Pakistan of how to successfully rectify the imbalance between the civilian governments and the military. This paper discusses the Turkish experience and what Pakistan can learn from it – its successes, pitfalls and applicability to the Pakistani milieu. The paper considers whether Mr. Erdogan has truly succeeded in recalibrating the civilian-military equation and whether the Pakistani political scene allows for similar results. A particular point of resonance is the trial of former coup leaders in Turkey and the current trial in Pakistan of General (retd.) Pervez Musharraf (who led the last coup) for treason. It is an open question whether these trials undermine military influence or breed greater motivation to intervene (especially where they are seen not to be fair) and in what circumstances? Pakistan stands at a critical juncture with a recent, historic civilian transition of power. The Turkish experience therefore provides valuable lessons.

Keywords: *Turkey, democracy, civil-military imbalance, Pakistan, military coups*

1. Introduction

The politics of both Turkey and Pakistan have historically been characterized by significant military involvement in the affairs of the state. However, the past decade has seen significant shifts in the politics and particularly the civil-military dynamics in both countries. Turkish politics has undergone major shifts during the Prime Minister-ship of Recep Tayyip Erdoğan. The most significant of these have been the trials in 2007 of over three hundred senior military personnel, accused of seeking to overthrow the government in 2003. Irrespective of the actual and perceived irregularities in the trials, just the fact of them was unprecedented. It was also thought to be indicative of a paradigm shift in the politics of a country long defined by its civil-military imbalance. Pakistan – with its troubled civil-military dynamic and history of coups – has eerie parallels to the Turkish example. The country recently achieved a milestone in its democratic development with one democratically elected government completing its tenure and passing over to the next, for the first time in Pakistan's 67 year history. Given the extent of military involvement in the past and the country's failed experiment with democracy in the 1950s and the 1990s, this was cause to be hopeful. However, the ongoing trial of former President and retired General Pervez Musharraf (who led a coup in 1999 and remained in power till 2008) has thrown up its own unique set of challenges and questions. Many of ex-President Musharraf's protagonists have perhaps been able to successfully paint it as a scapegoating exercise rather than any realistic attempt to rectify the civil-military imbalance in the country or restore constitutional supremacy.

These factors lead to the obvious question as to whether these two countries – with their deeply praetorian history – could finally be moving towards democratic consolidation. While the events of the past year[1] have

[1]The AKP government lost some credibility and came under fire when a corruption scandal erupted in December 2013, leveling charges of corruption against then Prime Minster Erdoğan and several members of his cabinet. The case, although recently dismissed by Turkish prosecutors, was one of the biggest challenges faced by Erdoğan in his 11 year rule. Erdoğan faced significant domestic and international criticism for his response – tightening control of the internet, banning Twitter for two weeks, and reassigning a number of prosecutors, judges and police. The scandal also created doubt regarding the AKP's performance in the March 30th, 2014 Municipal elections in Turkey, although these later proved to be unfounded. In Pakistan, the Pakistan Muslim League - Nawaz (PMLN) government has been rocked with accusations of electoral rigging, and a protest movement led by the opposition party Pakistan Tehreek-e-Insaaf (PTI)

rendered that question premature, it is worth questioning a) whether the historically lopsided civil military dynamic could be balanced; and b) whether the era of direct military intervention and coups is over in both countries. This paper studies the changing nature of civil-military relations in Turkey and Pakistan, particularly in the past decade. In particular, it will focus on the trials of former coup leaders in both countries as a particular point of resonance. Given the differences in the individual context of both countries, it will stop short of drawing a direct comparison between the two; however, it will assess the Turkish experience from the perspective of what Pakistan can learn from it – both the successes and potential pitfalls.

Turkey & Pakistan: Modern Praetorian States: In a modern praetorian state, the military plays a dominant role in political structures and institutions. The political processes of this state favor the development of the military as the core group and the growth of its expectations as a ruling class; its political leadership (as distinguished from bureaucratic, administrative, and managerial leadership) is chiefly recruited from the military, or from groups sympathetic, or at least not antagonistic, to the military. Constitutional changes are effected and sustained by the military, and the army frequently intervenes in the government (Perlmutter, 1969, p. 383). There is a detailed typology of the different types of praetorian militaries but for our purposes, there are two that are relevant: the arbitrator militaries and the parent-guardian militaries. The first type will periodically acquire power but shirk away from holding on to it for too long. Parent-guardian militaries are known for institutionalizing their political power through constitutional and legal provisions. The military in this case justifies the institutionalizing of its power as a prerequisite for strengthening democracy. Pakistan and Turkey are both arbitrator militaries that have evolved to become parent-guardian militaries. The inclusion of senior generals in decision making at the highest level of the government is meant to serve as a firewall against any irresponsible behavior by the civilian leadership, as has been done through the establishment of National Security Councils (NSC) in both Turkey and Pakistan (Siddiqa, 2007, pp. 51-57).

The question is what causes militaries in praetorian states to intervene? And what are the circumstances under which they abstain from interventionism? The most important factors explaining the decision of military officers to discontinue direct control over the government include the performance of the civilian government in domestic affairs, the institutional interests of the military, and the availability of an acceptable civilian alternative to military rule. Performance failures by a military government inevitably lead to legitimacy deflation and will mobilize civilian sectors against continued military rule. On the other hand, successful achievement of the goals set by the military can also generate domestic pressure for them to relinquish control over the government, now that their original task has been completed. Pressure for a return to traditional military duties frequently arises from within the military itself as policy differences within the military leadership cause factionalism. Factionalism, combined with loss of prestige from poor performance as governors, could generate enormous pressure on the military leadership to withdraw and attend to its own institutional concerns. Finally, the military is unlikely to relinquish power unless an acceptable civilian alternative is available (Singh & Hickman, 2013, p. 39). In terms of perception of militaries in civilian quarters, a military's tutelary norms and beliefs tend to survive the eclipse of authoritarian structures because the institutional processes that produce them remain unaffected by military disengagement from government (Shah, 2014, p. 211). Moreover, how militaries interpret civilian reforms and whether they consider political subordination inherently legitimate are crucial ingredients in the success of civilian democratic regulation of the armed forces. In other words, the long term success of democracy is intrinsically linked to changing the military's tutelary beliefs (Shah, 2014, p. 276).

2. Civil-Military Imbalance: The Context

In order to answer the questions posed by this paper, and particularly to examine what Pakistan can learn (to replicate and to avoid) from the Turkish experience, it is important to isolate the points of confluence and divergence between the contexts in which the militaries of both countries came to be the dominant institution in its political affairs and how it has affected their response to the trial of their leaders. Therefore, it is important to understand the context in which the militaries have both existed and their historical role in the state.

---

calling for Prime Minister Nawaz Sharif to resign. The accusations bring into question the legitimacy of the current government.

Both the Pakistani and the Turkish militaries established their institutional pre-eminence in the early years of their respective republics and have since arrogated to themselves a tutelary role over the political and economic affairs of the state (Singh & Hickman, 2013, p. 39). Further, both militaries – although dramatically opposed in their specific place along the religion-secular spectrum – have also historically considered themselves to be the guardians of their countries' ideological frontiers. For Turkey, this was more straightforward with the military becoming the defenders of Kemalism – the ideology put forth by the founder of the modern republic, and military hero, Mustafa Kemal Atatürk – the preservation of which was the overarching concern of the military and became the raison d'être for the military's intervention in politics whenever it deemed that there was a threat to it. In Pakistan, this was more nebulous with the military not backing any specific ideology for the affairs of the state except during the overt dictatorship of Gen. Zia-ul-Haq from 1979 to 1988 when he led an official campaign to *"Islamize"* Pakistan. Instead, the military in Pakistan is seen to have certain ideological positions in relation to the foreign policy of the state, the re-orientation of which, without the consent of the military has not been deemed acceptable. Therefore, military coup leaders in Pakistan have not cited the threat to an ideology for the reasons for their coups rather have cited excessively poor governance and mal-administration on the part of the civilian dispensation.

Therefore, because the military has been the setter and then the defender of the republic's foundational ideology, civilian politicians in Turkey have always had to contend with the overarching presence of the military in the politics of the state (Kuru, 2012, pp. 37-38). Since the creation of the Republic of Turkey in 1923, the country has witnessed three direct military coups against democratically elected governments – 1960, 1971 and 1980. The 1960 and 1980 interventions were classic interventions in which the military proceeded to rule before transferring power to civilian governments (Aydinli, 2011). In 1971, the military did not rule directly, instead it chose to appoint several caretaker parliaments until a president was elected by the parliament in 1973. Most recently, in 1997, Turkey faced an indirect, more evolved sort of intervention, labeled by some as a "post-modern" coup (Aydinli, 2011, pp. 228-29). The military facilitated and encouraged a societal reaction against the Islamic Welfare Party led government leading to mass anti-government protests (Aydinli, 2011). Within this context, the military, through the NSC issued a series of "recommendations" for the government to accept, which ultimately led to the resignation of then Prime Minister Necmettin Erbakan (AlJazeera, 2012).

Despite their continued interference in a realm traditionally thought to be civilian, the Turkish military has historically enjoyed enormous prestige in Turkish society as well, beyond merely their institutional dominance (Singh & Hickman, 2013). There are a number of reasons for this. The first goes back to the prestige the military accumulated in defeating the Armenian and Greek armies in the War of Independence against the Allies in World War 1. The Republic's first president, Kemal Atatürk, a military hero, became the embodiment of the hopes and aspirations of the new republic he had helped to midwife (Singh & Hickman, 2013). The second reason for the military's position in society is the historic mistrust in politics and civilian politicians and the somewhat circular belief that the military will step in to save the day when things go wrong (Aydinli, 2009, pp. 581-82). Third, societal loyalty to the military may also exist because Turkey has a conscript military (Aydinli, 2009, p. 582). Five years after the army browbeat Turkey's pro-Islamic government into stepping down, a new party – the Justice and Development Party (AKP) – rooted in the same movement swept into power in the elections in November 2002. The party won 34 percent of the vote, giving it 363 of the 550 seats in parliament. This win was largely credited to Recep Tayyip Erdoğan. Credited as being Turkey's most effective leader and political operator since Atatürk, Erdoğan's charisma was a much more potent force in the elections than AKP's vague conservative-religious ideology (Pope, 2011, pp. 322-23). Under his leadership, the AKP brought many political groups into its fold – Islamists, Turkish nationalists, Kurds, rural conservatives, Muslim sect members and globalized liberals (Pope, 2011, pp. 322-23).

Once in power, Erdoğan began tackling some of Turkey's most pressing challenges – the economy, the European Union question and constitutional reform. He identified the challenge posed by Europe, and the changes required by it from Turkey as his benchmark. On 17th December 2004, when the European Union finally gave Turkey a date to start talks on future membership after 40 years of an uneasy courtship, it was considered to be one of the most important days in modern Turkish history (Morris, 2006, p. 1). Erdoğan came back from the summit in Brussels to a rousing reception (Morris, 2006, p. 1). Coming in to power on the heels of the worst economic collapse Turkey had seen in decades, many, particularly from the big business

and finance community in Istanbul, were skeptical of Erdoğan's ability to fix the economy, but most have been won over by his actions (Morris, 2006, pp. 162-63). Although progress is still not complete, there were signs of progress from the beginning i.e. in 2004, for the first time since September 1972, inflation dropped to single figures (Morris, 2006, pp. 162-63). In terms of constitutional reform, at the time of its electoral victory in 2002, the AKP held an almost two-thirds majority, which was enough for the government to be able to change the Constitution on its own (Pope, 2011, pp. 322-23). Continuing the series of constitutional amendments that began in 2001, the AKP government spearheaded the most significant set of reforms in 2010, curbing the power of the military over politics. These included, among others, overhauling the Constitutional Court, restructuring the Supreme Board, limiting the authority of military courts and imposing judicial review against all decisions taken by the Supreme Military Council (Bilgin, 2010). While the first two contrived to build capital with society in general, the successful passage of these amendments in particular were indicative of the changing nature of the civil – military imbalance.

Pakistan's history of military coups dates back to 1958 when the first constitutionally elected government was removed, its first ever constitution abrogated and martial law imposed in the country. Field Marshal Ayub Khan deposed then President Iskandar Mirza (who, ironically, had abrogated the Constitution and asked the armed forces to intervene to begin with!) and became President. A new constitution was promulgated in 1962, and Ayub Khan was elected as President again in controversial indirect elections held in 1965. His reign lasted until 1969 at which point martial law was again imposed in the country under General Yahya Khan. After the war in 1971 that saw East Pakistan became the independent state of Bangladesh, a new Constitution was promulgated in 1973 and the Pakistan People's Party led by Zulfiqar Ali Bhutto swept into power[2]. The country's subsequent experiment with democracy lasted only until 1977. In the aftermath of elections held in 1977, there were nation-wide protests alleging that the elections had been rigged by the incumbent government. After a protracted and prolonged period in which no resolution to the protests could be found between the political parties, the military led by General Zia-ul-Haq launched a military coup and thus began Pakistan's third martial law in its thirty year history. This lasted until 1988. The next 11 years were Pakistan's next foray into democracy and a time when the military was not directly involved in politics. However, not a single government was allowed to complete its tenure during these 11 years. A sequence of weak democratic governments culminated in the 1999 military coup by then Chief of Army Staff Pervez Musharraf, who proceeded to rule till 2008.

Contrary to the Turkish example, Pakistan's military played no role in the independence of the country. The perception of the armed forces in society therefore varies from that of the Turkish military. As opposed to the kind of prestige associated with the Turkish military, there is a perception of necessity attached to the Pakistani military which stems historically from its external threat perception, particularly a continued state of conflict with India. More recently, this threat perception has come to include the perception of India's influence in Afghanistan as well as the internal security paradigm, with domestic terrorism increasing the necessity of the military. Ironically, however, the sense that the military (and the USA) is responsible at some level for the creation and sustenance (during the Cold War era) of the groups that have emerged as terrorists threats has also led to greater criticism of the military. Nonetheless, lingering territorial disputes and a hostile security environment have committed Pakistan to strengthening its armed forces and added to their charismatic appeal. Additionally, this has afforded the military flexibility in defining Pakistan's national security interests in a manner that strengthened its position vis a vis civilian institutions (Sattar, 2001, p. 390). Delving deeply into traditionally civilian spheres, the military has a pervasive role in education and training, health and medical services, disaster management, logistics, construction, transportation and the industrial sector making it more influential and resourceful than any civilian institution of the state (Sattar, 2001, pp. 409-12). The historic failure and ineptitude of civilian governments has led to the creation of the military's role as a savior of the last resort – to step in and save the day when yet another civilian government messes up.

After an initial honeymoon period – with the traditional savior rhetoric associated with military coups – the later years of the Musharraf era resulted in a significant loss of professional repute for the military in society as they coincided with an increase in domestic terrorism, and because of the political agitation towards the

[2]Bhutto served as Chief Martial Law Administrator for a period of time as well.

tail end of his tenure. As political and professional costs mounted, the military leadership sought to regain the trust and confidence of the people. In the post-Musharraf era, it seemed as though the military elite reassessed and re-strategized their role and relationship with the civilian leadership. On occasion, they also appeared to show "deference" to the political leadership (Shafqat, 2011, pp. 50-53). Despite occasional crises and the historically unstable relationship between the Pakistan Peoples Party and the military, these were seen to be indications that the civil military equation was going through a transformative phase. The government also successfully passed the 18th amendment to the Constitution which amended Article 6 of the Constitution to make any constitutional arguments for future military interventions more difficult[3]. With country's first ever successful civilian transition, there was perhaps just cause to believe that Pakistan had moved a step closer to exiting the dreaded era of the coup d'etat.

Military Trials – Ergenekon, Musharraf: Part of the constitutional reforms agenda passed by the Erdoğan government in 2010 was an amendment that stripped members of the Council of National Security of the historic immunity from prosecution they had enjoyed under the 1982 constitution[4] (Cook, 2012). In addition to the symbolic and future implications of this amendment, the door also opened towards past reckoning. In April 2012, just over thirty years after the coup thought to be the bloodiest in Turkey's history, an Ankara court began hearing cases against the last surviving architects of the 1980 coup, retired General Kenan Evren, 94 and former air force commander Tahsin Sahinkaya, 87. Erdoğan's government, the opposition and parliament joined nearly 350 individuals and groups as co-plaintiffs in the trial as aggrieved parties. In June 2014, both men were sentenced to life imprisonment for their role in orchestrating the coup. The trial and the verdicts were largely symbolic given the advanced age of both defendants but were unprecedented – not just in Turkey but in states with similar praetorian outlooks. Moreover, the fact that the plaintiffs represented such a varied collection of groups from society indicated the evolution of Turkish society in its perception of the military as guardians and saviors of the state.

While a milestone in itself, these trials did not say much about the response of the military to some of their own being put to task. This became more of a factor in the so-called Ergenekon case. Launched in 2007 after an anonymous tip led to the discovery of an arms cache in Istanbul, the Ergenekon case has since then expanded into a broader case comprising a total of 275 defendants. The defendants were accused of plotting to overthrow the government in 2003 and the defendants were made up of a group of staunchly secular, nationalist, high ranking military officers including Ilker Başbuğ, a former Chief of General Staff, top bureaucrats, academics and journalists. Of those convicted, 17 people received life sentences; Ilker Basbug and 13 others were high ranking military officers (Dalay, 2013). The Ergenekon case and its consequent verdict were significantly controversial. Given the interventionist history of the Turkish army, it was plausible that elements in the top echelons of the army were potentially planning to overthrow the government. However, significant issues arose with the conduct of the trials. The evidence was dubious in some cases, and non-existent in others. Many of Erdoğan's political opponents are in jail, including opposition politicians. The fear, then, was that in a bid to curtail the authoritarianism and interventionist tendencies of the military, Erdoğan had become similarly autocratic. Despite this, just the fact of these trials as well was unprecedented. What was even more critical in this case is that the military not only allowed these trials and indictments to take place, but there is evidence that they would have been able to continue without the cooperation of sections from within the military itself. This is indicative of a change emerging from within the military itself which finds itself more aligned with the civilian leadership, and could possibly be amenable to the idea of being subservient to civilian authority (Aydinli, 2011, pp. 235-37).

While the current Pakistani constitution does not have any immunity for the military officials in the same manner as Turkey, Pakistan's courts have typically condoned military interventions in the past. Each military

[3]Prior to the 18th amendment, Article 6 prohibited the abrogation of the Constitution. To get around this, the military would often hold the Constitution "in abeyance" thereby arguing that they had not "abrogated" it. Through the 18th amendment, Article 6 was amended to specifically include holding the Constitution "in abeyance" in the definition of high treason.

[4]Provisional Article 15 stated that, "No allegation of criminal, financial or legal responsibility shall be made, nor shall an application be filed with a court for this purpose in respect of any decisions or measures whatsoever taken by the Council of National Security" [i.e., the officers who undertook the coup].

intervention in Pakistan (with one exception) has received judicial sanction. The only exception to this has been the suspension of the Constitution and imposition of emergency by ex-President Musharraf in November 2007 for which he is currently facing trial. Even in that case, the judiciary first (through judges appointed by Musharraf) validated the suspension and emergency and only later revoked and overruled its earlier decision (as the judges deposed by Musharraf had resumed office). In fact, judicial sanction has performed an important function for military governments, bestowing legitimacy on them, issuing declarations that the civilian dispensation had failed, and thereby perpetuating a warped civil-military relationship (Shah, 2014, p. 216). The Musharraf trial therefore also initiated a new precedent in the role of the judiciary in the civil-military equation. Whereas previously the military had been able to rely on judicial sanction for its intervention, in November 2007 the dynamic was different – Musharraf had tried to remove the incumbent Chief Justice and a popular movement had started for his restoration. After his restoration, there was no hope of the judiciary and the military President seeing eye to eye, so Musharraf imposed the emergency and suspended the Constitution precisely to remove the troublesome judges (who at the time were hearing a challenge to his ability to continue to be President and contest Presidential elections while also being a serving Chief of Army Staff). Therefore, Musharraf stood no chance of his actions in November 2007 being given judicial sanction once the deposed judges were restored.

The current government initiated treason charges against Musharraf in November 2013 under Article 6 of the constitution[5]. Musharraf avoided appearing in court and being indicted for a protracted period, being holed up in a military hospital on the grounds of ill health and unfitness to attend court (which suggested the military's willingness to do what it could to help Musharraf avoid trial, without coming out openly against the Government). Eventually, he was charged and pled not guilty at his indictment earlier in 2014. His trial is currently ongoing. Interestingly, Musharraf was charged not for subverting the Constitution in his 1999 coup, but rather for the state of emergency imposed on November 3rd 2007 during his reign as President of Pakistan. The reason for this is that after the 1999 coup, the Supreme Court ratified the coup and once the parliament was restored it also approved all the constitutional and legislative amendments made during the Musharraf regime. This did not happen after the imposition of the state of emergency in November 2007. The lack of judicial and parliamentary sanction (mentioned above) for Musharraf's actions is a key reason why the Government chose to prosecute him for the November 2007 emergency and suspension of the Constitution and not for the original 1999 military coup and overthrow of the elected government.

Although the Constitution permits the imposition of the state of emergency, the unconstitutionality of Musharraf's actions (as per the government's case) lies in the fact that that he imposed the emergency in his capacity as the serving Chief of Army staff of the country as opposed to the President. Additionally, he suspended the Constitution outright, for which there is no provision[6]. However, the Musharraf trial, despite the theoretically and legally sound basis it rests on, has raised concerns among non-military quarters and outright outrage within military ranks. The most basic concern is the déjà vu arising from the similar players who were involved in 1999 – the party in power then and now is the Pakistan Muslim League N (PML N), and the Prime Minister then and now is Mian Nawaz Sharif. Nawaz Sharif was unceremoniously arrested following the success of the 1999 coup, and spent the subsequent 9 years in exile in Saudi Arabia. The possibility that this is merely an exercise in revenge rather than a bid to strengthen civilian control over the military is a very real concern. Another concern is that while Musharraf alone is being prosecuted for his actions, others involved are not[7]. This raises the very real question of whether the principle of accountability remains equally effective unless it is applied to the military as an institution and to all those involved in the unconstitutional actions regardless of their institutional affiliation (Shah, 2014, p. 278).

3. Points of Divergence – one step forward, four steps back?

[5]Article 6 of the constitution deals with high treason and declares that "any person who abrogates or subverts or suspends or holds in abeyance, or attempts or conspires to abrogate or subvert or suspend or hold in abeyance, the Constitution by use of force or show of force or by any other unconstitutional means shall be guilty of high treason".
[6]Under Article 232 of the Constitution, the State of Emergency suspends fundamental rights but not the constitution itself.
[7] Article 6 also declares that "any person aiding or abetting or collaborating" in the acts (defined as High Treason in clause (1) shall likewise be guilty of High Treason.

Why is it that despite the invasive and controversial nature of the Ergenekon trials, they appear to have received a certain measure of cooperation from within the military that is noticeably absent from the Musharraf trial? The answer lies in the fact that there have been a few significant points of divergence between Pakistan and Turkey in the evolution of the civil-military dynamic, and as a consequence, how these trials have been received by both military and non-military quarters. The first goes back to the emergence from "the lost decade of the nineties" (Morris, 2006, p. 2) for both countries. Turkey emerged from this decade of weak coalition governments, a civil war and ideological battles and moved towards an era of reform, democratization, greater economic liberalization and a general opening up towards the world (Morris, 2006, p. 2). Pakistan, on the other hand, fell into a loosely disguised military dictatorship which set democratic development in the country back by at least a decade.

Another key point of divergence between the two countries is the performance of the civilian governments. Historically, the people of both Turkey and Pakistan – and indeed the militaries themselves – have perceived the military to be saviors of the last resort. Civilian political leadership has made an adequate case for military intervention by abysmally underperforming whenever they have been handed the mandate to govern. Rampant corruption, economic instability and mal-administration are significant features of most civilian administrations to date, particularly in Pakistan. The Erdoğan government, for the first time, appeared to provide a viable alternative to military rule in Turkish society. The party first swept into power by reaching out to groups within society that had historically been marginalized under military rule, making their stand much more inclusive than the inherent elitism and exclusivity of the military. They then supplemented this by transforming the economy from a struggling one to a booming one. Thus, even when Erdoğan and his government were suspected of being authoritarian – particularly during the Ergenekon trials – the first instinct of Turkish society was ***not*** to look towards the army for rescue – since no "rescue" was required. Rather, in the days following the revelations, arrests and resignations of the Ergenekon case, it was very much business as usual in the country. Pakistan, on the other hand, has failed to produce a similarly well-functioning government. The reign of the first democratically elected government post the Musharraf era – while marked with significant legislative developments such as the passage of the 18th amendment – drastically underperformed in practically every other way in terms of governance. It would not be wrong to say that the biggest cause to celebrate the previous government would be that it managed to survive its constitutionally mandated five year period. The economy lies in tatters, the country is rife with terrorism, and the energy crisis is worse than ever. Democratic considerations then ring hollow for the average person and the military begins to look like a viable alternative.

Another significant point of divergence between the two is the alignment of interests between the military elites and civilian governments, in particular related to foreign policy. For most of Turkey, its civilian politicians and the armed forces – and all factions within – Europe is the goal. Turkey had to become more democratic in order to attain candidacy for EU membership in the second half of the 1990s, and when it became a candidate, it had to adopt sweeping political reforms in order to fulfill the EU's accession criteria so that accession negotiations could begin (Bac, 2005, p. 17). This milestone, and the fact that it was achieved by a democratically elected civilian government, is significant in two ways. First, societal memory will remember that it was Erdoğan, rather than a military leader who managed to bring Turkey to this landmark. And second, in order to be a serious contender for membership, democratic backsliding is not an option. Pakistan on the other hand is a fundamentally different story. The military has historically used the external threat posed by India – and to an extent Afghanistan – to justify its generous budget. Foreign affairs, therefore, especially as it relates to the United States, India, and Afghanistan, constitutes an important concern of the military (Singh & Hickman, 2013, p. 47). Failure of civilian governments to factor this into their external dealings can and will be costly. The current government, on taking power, has generally kept a pro-India stance and there have been talks about developing economic ties with India. The lack of any engagement and consultation with the military in reaching this decision is likely to create unhappiness in military quarters.

The most important point of divergence between Turkey and Pakistan, however, is the way in which the Turkish military has adapted to the larger paradigm shift in the civil military dynamic in the state, and its perception of it in the society. Divisions within military ranks are becoming more pronounced i.e. between "gradualists" – the progressive elements within the military – by refusing to cooperate with the "absolutist" – traditional defenders of Kemalism. On the one hand, any coup plans have not materialized mostly because the

"gradualists" by refusing to cooperate with the "absolutist" coup planners, have blocked such an attempt. On the other hand, the Ergenekon operation itself has materialized and continued due to the gradualists' informal and formal cooperation with the soft realm—a cooperation apparent in their failure to react negatively to the arrests of retired and serving officers, and their willingness to remain respectful of the judicial process (Aydinli, 2011, p. 228). There do not appear to similar divisions among the Pakistani military. At the highest level of the military, shared decision making and collective responsibility prevails and preserves the unity of command (Shafqat, 2011, pp. 50-53). Importantly, the military's involvement in active combat in military operations against terrorists in the north-west of the country also reduces any room for divisions within the military.

4. Conclusion

It is clear that moving forward, consolidating democracy in both Turkey and Pakistan must take into account the resistance that military organizations in both countries are likely to put up (Singh & Hickman, 2013, p. 48). The Turkish military, due largely to a viable alternative in terms of governance and pragmatic concerns regarding Turkey's position on the international sphere is moving towards a more democratic society, and a more equitable civil-military dynamic. This, in large part, is facilitated by the divisions from within the Turkish military which see a different, more evolved role for the military vis a vis the state and civilian leadership. Optimistically, it might be a fair assessment to say that Turkey has made significant inroads towards rectifying its civil-military imbalance and that the era for military coups – direct or otherwise – is finally over in Turkey. On a more sobering note, however, it is important to note that while the role of the military in politics has lessened, Turkey is by no means ready for true democratic consolidation. Authoritarianism, high-handedness and dictatorial tendencies from civilian governments have the potential to undercut the country's hard earned democratic reforms. Going forward then, more democracy, greater prospects for European Union membership, enhanced political stability and continuing economic growth will further reduce the military's political influence and lead Turkey towards true democratic consolidation (Narli, 2000, p. 121).

The Pakistani military conversely, very much remains a power player, albeit a behind the scenes one[8]. At a societal level, the 2007 movement for the restoration of the judiciary, which turned into a movement for the removal of Musharraf's military government, has had the unintended effect of broadly delegitimizing direct military rule as a solution to Pakistan's political and economic problems (Shah, 2014, p. 276). However, indirect interference is no less potent when it serves to render a civilian government powerless in front of the military. Moreover, there appears to be very little evolution from within the military towards a more civilian controlled setup. In stark contrast to Turkey, the lack of effective governance in domestic affairs, and no overarching democratizing foreign policy imperative also reduce the internal and external push factors that could result in reduced involvement of the military. Perhaps that is why Pakistan's trial of ex-President Pervez Musharraf is unlikely to be as successful as the Turkish experience. In fact, many analysts have already stated that the protests rocking Pakistan's Federal Government since August 2014 with allegations of rigging in last year's general elections are part of the military's push back and re-assertion of control. Pakistan it seems still has some distance to travel – but the one factor in control of the current government is to improve domestic governance.

References

AlJazeera. (2012). Timeline: A history of Turkish coups. Retrieved July 15, 2014, from Al Jazeera: http://www.aljazeera.com/news/europe/2012/04/20124472814687973.html

Aydinli, E. (2009). A Paradigmatic Shift for the Turkish Generals and an End to the Coup Era in Turkey. *The Middle East Journal,* 63(4), 581-596.

Aydinli, E. (2011). Ergenekon, New Pacts, and the Decline of the Turkish Inner State. *Turkish Studies,* 12(2), 227-239.

[8] The five year reign of the Pakistan Peoples Party (PPP) led government appears to have been an anomaly, particularly in light of recent events (see note 1). The PPP has historically had a turbulent relationship with the military, stemming from the execution of the party's founder Zulfiqar Ali Bhutto under General Zia's military regime in 1979.

Bac, M. M. (2005). Turkey's Political Reforms and the Impact of the European Union. *South European Society and Politics,* 10(1), 16-30.

Bilgin, F. (2010). Turkey's 'Constitutional Moment'. Retrieved August 1, 2014, from The Washington Review of Turkish and Eurasian Affairs: http://www.thewashingtonreview.org/articles/constitutional-moment.html

Cook, S. A. (2012). Turkey's Lesson for Egypt: Don't Prosecute Your Military Rulers (Yet). Retrieved July 25, 2014, from The Atlantic: http://www.theatlantic.com/international/archive/2012/04/turkeys-lesson-for-egypt-dont-prosecute-your-military-rulers-yet/255666/

Dalay, G. (2013). The Ergenekon Coup Trials' Verdict: A Message from Turkey for Egypt's Coup Generals? Retrieved July 15, 2014, from Huffington Post: http://www.huffingtonpost.com/galip-dalay/the-ergenekon-coup-trials_b_3920777.html

Kuru, A. T. (2012). The Rise and Fall of Military Tutelage in Turkey: Fears of Islamism, Kurdism, and Communism. *Insight Turkey,* 14(2), 37-57.

Morris, C. (2006). The New Turkey: The Quiet Revolution on the Edge of Europe. London: Granta Books.

Narli, N. (2000). Civil-military relations in Turkey. *Turkish Studies,* 1(1), 107-127.

Perlmutter, A. (1969). The Praetorian State and the Praetorian Army: Toward a Taxonomy of Civil-Military. *Comparative Politics,* 1(3), 382-404.

Pope, N. P. (2011). Turkey Unveiled: A History of Modern Turkey. New York: Overlook Press.

Sattar, B. (2001). Pakistan: Return to Praetorianism. In M. Alagappa, Coercion and Governance: The Declining Role of the Military in Asia (pp. 385-412). Stanford University Press.

Shafqat, S. (2011). Pakistan's Military: The Challenge of Sustaining Democracy in Pakistan. Retrieved August 1, 2014, from The Islamic Monthly: http://digitaleditions.sheridan.com/publication/?i=61078&pre=1

Shah, A. (2014). The Army and Democracy. Boston: Harvard University Press.

Siddiqa, A. (2007). Military Inc: Inside Pakistan's Military Economy. London: Pluto.

Singh, C. & Hickman, J. (2013). Soldiers as Saviors of the State: The Cases of Turkey and Pakistan Contrasted. *Journal of Third World Studies,* 30(1), 39-54.

Jornal of Social and Development Sciences (JSDS)
Vol. 6, No. 2, June 2015 (ISSN 2221-1152)

An Analysis of Religious Practices using Paradigm of Malayness in Burgess' *Beds in the East*

Nurhanis Sahiddan, Rosima Alias, Mardian Shah Omar, Thaharah Hilaluddin
College of Foundation and General Studies, Universiti Tenaga Nasional, Kajang, Malaysia
nurhanis@uniten.edu.my

Abstract: Burgess' (1917-1993) trilogy of novels, *The Malayan Trilogy* (1964), is probably one of the most underestimated English literary texts on the Malay World. It has been suggested that the third novel of the trilogy, *Beds in the East* (1959), depicts the everyday practices of the Muslim Malay characters that go against their religion, Islam, through their conversations with other Muslim Malay characters and non-Muslim characters in the novel. In this study, I utilise one of the elements under the paradigm of Malayness in literature as proposed by Ida, which is Islam. According to this concept, the paradigm of Malayness consists of everyday-defined social realities, or the six elements, the Malay language, Islam, the Malay rulers, *adat*/culture, ethnicity and identity. From a close textual reading of the novel, my findings show that the Malay characters in the trilogy are portrayed as wayward Muslims in their beliefs and practices. It is hoped that these findings will contribute to the on-going study on Malay Muslims, discourse and the paradigm of Malayness in literature. These findings could also be utilised by foreign students in studying the Malay culture and the Malay language.

Keywords: *Conversations, Malayness, Islam, English Literature, Malay World*

1. Introduction

This paper aims to explore how far Islam is important in constituting the paradigm of Malayness in characters that are considered as Malay in literature. This study utilises the paradigm of Malayness as an everyday-defined social reality as suggested by Ida BaizuraBahar in her unpublished thesis entitled *The Paradigm of Malayness in Literature* (2010). This is as opposed to Malayness as an authority-defined social reality as conceptualised by distinguished Malaysian social anthropologist Professor Datuk Dr. Shamsul or better known as Shamsul According to Ida, the paradigm of Malayness in literature consists of six elements, namely the Malay language, Islam, the Malay rulers, *adat/*culture, ethnicity and identity (Ida, 2010, p. 1). This is as opposed to the three pillars of Malayness which are '*agama'* (Muslim religion), '*bahasa'* (the Malay language) and '*raja'* (the aristocrat government of the sultans) as suggested by Shamsul (2001, p. 1).

2. Literature Review

In an article by Ida (2012), she explores the understandings of Islam based on the proposed paradigm in her study. She has found in her study that the depictions of Islamic practices in the novel through the Malay characters show their hypocrisy and the fact that the Malays in the novel are wayward Muslims (Ida, 2012, p.5). Ida utilised two of the elements of the paradigm of Malayness in another study (2013) and found that '*Sajak-sajakSejarahMelayu*' has challenged the paradigm of Malayness as an authority-defined social reality where it is not limited only to the Malay language, Islam and the Malay rulers as an authority-defined social reality (Ida, 2013, p.174). Such results are caused by the growing roles of *adat*/culture, ethnicity and identity (Ida, 2013, p.174). Another example where the paradigm of Malayness has been utilised as a conceptual framework for the study of literature is a study on Malayan Muslims in Burgess' *Time for a Tiger* by Nurhanis Sahiddan, "Malayan Muslims as a Reflection of Malayness in Burgess' *Time for a Tiger*" (2013). The findings of the study show that the paradigm of Malayness in literature is not an authority-defined but an everyday-defined social reality. The study also shows and supports the view that the Malays depicted in the novel are wayward Muslims in their beliefs and practices as Malayan Muslims (Nurhanis Sahiddan, 2013, p.422).

Other than that, a paper presented by Munirah and Ida on Malayness in the translated, English version of another traditional Malay literary text Hikayat Merong Mahawangsa namely, MarongMahawangsa (The Kedah Annals), believed to have been written in the 16th Century has also implemented the paradigm of Malayness. In the study, Munirah and Ida utilises ethnicity and identity, which are two of the six elements of the paradigm of Malayness as explicated by Ida in her thesis (Munirah and Ida, 2013, p. 371). They use the abovementioned elements in order to examine the depictions of Islam and the Malay rulers in the translated

text and their findings show that Islam, the Malay rulers and identity play a more important role in the text compared to the other elements (Munirah and Ida, 2013, p. 376).

3. Methodology

A close textual reading of a trilogy by Burgess (1917–1993) will be applied to explore how Burgess portrays the Malay characters in the trilogy in terms of their Islamic practices and whether they are wayward in their practices. Therefore, this study will analyse Burgess' understanding and views on Malayan Islam before its Independence in August 1957, as represented by the Malay characters. Based on Ida's studies, the aim of this study is to apply the six elements which constitute the paradigm of Malayness and to determine that it is in fact an everyday-defined social reality rather than an authority-defined social reality as conceptualised by Shamsul. Another scholar, Husin states that the Malays differ from each other in terms of their Islamic belief. He also mentions that even though the Muslim Malays are Muslims in religion, some of them have deep belief in Islam and perform Islamic obligations diligently, while others do not practice the Islamic obligations accordingly such as performing the five daily prayer and fast during the month of Ramadhan (Husin, 1981, p.42). In contrast, Zawiyah's view however, states that Burgess has depicted Western generalities in the trilogy and describes them as forms of conspiratorial attack on Islam. The trilogy, as she views it, is filled with Malay characters who are religious hypocrites and sinners in Islam and shows how Burgess makes a mockery of what is highly looked upon by the Malays (Zawiyah, 2003, p.174). At the end of this paper, it will be stated whether Husin's or Zawiyah's views can be deemed as true from the text, Burgess' *Beds in the East*.

4. Analysis

In the novel being examined, *Beds in the East*, Syed Omar's character is again portrayed to be a wayward Muslim Malay as he drinks alcohol and goes against the obligations of Islam in marriage. In one scene, Syed Omar's fondness for drinking liquor is described where he is commenting on what he has done for his non-Malay friend, Maniam, who has been apprehended. This can be seen as follows: Syed Omar completed his morning's libation, thoughtful, surveying the rest of that lively evening. There had been no fight. There had been many restraining arms which Maniam, for his part, had not needed, for he kept saying, over and over: "I forgive him. He is still my brother. It is proper to forgive those who revile us," somewhat like an unmuscular Christian. But Syed Omar had said: "I swear in the name of God that there are clerks and peons who will bear witness that I have, myself, restrained them from doing physical harm to Maniam. But Maniam has not gone yet. There is still time. His plane does not leave till twelve tomorrow." Friends had carried Syed Omar off to a coffee-shop, and there beer and adrenaline had flowed till midnight (p. 382).

In addition, Crabbe, a non-Malay and also a non-Muslim character knows the behaviour and fondness of his friend towards liquor. Crabbe is almost encouraging Syed Omar to drink as he tells him to calm down and have another drink (p. 395). This can be seen in the conversation between Syed Omar and Crabbe:

> "To him it is not good I intend to do."
> "Forget it. Have another drink." (p. 395)

Even a non-Malay and non-Muslim character, Loo KamFatt, is aware of some of the most known Islamic principles and obligations. Loo KamFatt exclaims that he would no longer allow Muslim Malay girls to dance at his shop and no beer will be sold at his shop, instead he has placed a new jukebox at his shop as an attraction to his business (p. 431). Here, it can be seen that Islamic law is being upholded and understood even by the non-Malays and non-Muslims, in this case, the Chinese shopkeepers:

"Will bring trade here," shouted Loo KamFatt in his deafened happiness. "Park now closed down. No Muslim girls allowed dance now. No beer to be sold there. People here all the time. Come to hear music. Music very good thing." (p. 431)

In addition to that, Syed Omar also misuses his authority as a police by ordering beer in the presence of his son, Syed Hassan and his son's friend Hassan (p. 439). This can be seen when he argues with Loo KamFatt who refuses to sell him beer:

… Syed Omar loudly ordered a brandy and ginger ale. Loo KamFatt said: "Cannot do. You Malay. Police say no." Syed Omar said: "I am the police. You can serve me. You must serve me. I am the police."

Syed Omar sat with the four boys and sipped his brandy and ginger ale. (p. 439)

In another occasion, drinking alcohol is again portrayed by the Malay characters. Nik Hassan pretends to order ginger ale at a gathering at the house of a non-Malay and non-Muslim character called Rosemary, whereas it is a code for brandy-ginger ale, despite the presence of his pious wife, 'CheAsma (p. 448). This can be seen in his order as follows:

"I think," said Nik Hassan, "I'd better pretend to be drinking ginger ale. She watches me like a bloody hawk, man. Here." He summoned Crabbe's boy, a shifty Chinese who loved parties, and spoke quick Malay to him. "That's all right," he said. "He knows that ginger ale is a code for brandy-ginger ale." Loudly he said: "Ginger ale, please." (p. 448).

Nik Hassan becomes frustrated that he does not get brandy-ginger ale when he orders ginger ale as a code for the alcoholic drink and becomes comedic when in reality he gets what he has asked for (p. 450). This again shows the extreme need for the Malays to drink alcohol despite such difficulties as seen below:
He grabbed Crabbe's boy – who already smelt of Beehive brandy – and handed back his glass, saying: "I asked for ginger ale. This is just ginger ale." (p. 450).

These excerpts and analyses from the trilogy indeed support Ida's view on the drinking of alcohol among the Muslim Malays. According to Ida, in Conrad's *Almayer's Folly* the alcoholic drinks are described as strong water in the text (Ida, 2010, p. 93). This shows the presence of the non-adherence to the Islamic teachings of avoiding alcoholic drinks and intoxicants in some English literary works on the Malay World.

In the final novel, *Beds in the East*, Nik Hassan, the State Information Officer with schemes in his mind, discusses with Crabbe the new position he is appointed to. Nik Hassan talks about being caught-up in between adhering to Islamic principles and climbing the social ladder which involves drinking alcohol, among others to Crabbe (p. 426). This can be seen in his conversation with Crabbe below:
Nik Hassan did not seem really pleased. "They're watching me, that's the trouble. Watching me all the time, seeing if I'm up to it. And you're never sure whether you're doing the right thing. If you drink, you're going against Islam, and if you don't drink you've got no social talents. If you've got more than one wife, they say that won't go down well in a Christian country… (p.426)

This can also be seen in *Beds in the East*, when a non-Malay character, Sundralingam, shares his views on Malayans who dislike other races to Maniam. Syed Omar's dislike towards other ethnic groups is made known to Sundralingam and Maniam who are Indians (p. 408). Despite Islamic teachings of prohibiting hatred toward other ethnic groups and treat others equally, Syed Omar is portrayed as a racist who likes to fight with other non-Malay characters. Sundralingm's words can be seen below:

"There is too much of all this," said Sundralingam.

"Too much despising of one's own race and too much despising of other people's races. That is going to be the big trouble of Malaya. You take this man Syed Omar. He has a mad hatred of Tamils. He imagines big Tamil conspiracies against him. Now he will nurse an even bigger hatred than before because of the thrashing he got to-day. But I personally did not want to thrash him, nor, I think, did Arumugam. You will believe me, perhaps, when I say that I felt sorry for him when he lay at the foot of the stairs. It was pathetic to see him with his poor cheap shirt on, all decorated with film stars, lying there in his blood (p.407-408)."

The evidences show how the Five Tenets of Islam is constantly broken by the Muslim Malay characters in the trilogy. This is when the Malay characters in the trilogy display negative traits in their actions and practises that in turn produces negative impressions towards the Muslim Malay characters by the non-Muslim characters in the trilogy. In her study, Ida has explicated how the actions of some Malay characters who attract negative impression by others towards them; therefore, it is assumed by non-Malays that Malays are not true believers of Islam and are hypocrites, merely using Islam as a source of power (Ida, 2010, p. 101). It could be said that the hypocrisy of the Islamic ruling as can be seen in the trilogy, does not lie with the Islamic law itself but with its implementation by its own followers (p.102). Also, my evidences point towards Husin's views where the Malays in urban areas have various chances to go against the Islamic rule. This shows the sociological aspect where the Malay community is not restricted to commit sins due to their area and location.

These would also attract negative impressions toward the Malays who commit sin explicitly in the Malayan community. Not to forget, Zawiyah's view on the portrayal of the Malay women in the trilogy also shatters the myth of the submissive Malay woman which we can also see in Burgess' portrayal of 'CheNormah as a domineering character.

In the third novel, *Beds in the East*, Syed Omar discusses about the Malay youths and Muslim principles, Syed Omar comments the attire of his son's friends, Idris and Azman as well as his son, Hassan (Burgess, 2000, p. 439). Syed Omar seems proud that he is older than them and deserves to drink liquor:

"Where are the good old Muslim principles your elders tried to teach you?"
"We're not drinking brandy, anyway," said Azman boldly.
"Couldn't if you tried," said Syed Omar with contempt (p.439).

Syed Omar again ridicules the three Malay youths by saying that they are not the pride of the Malay race like him, despite being an alcoholic (p.440). This can be seen in Syed Omar's comments below:

Nobody liked to ask where or against whom they fought. They remained silent. Syed Omar said: "What will happen to Islam when it's left to milksops like you to defend it? Tell me that." (p.440)

Also, in the third and final novel, 'CheAsma, an uninterested woman, wife of Nik Hassan, is portrayed as practising rigidly Islamic teachings at a party at the house of a non-Muslim and non-Malay character, Rosemary (p. 449). 'CheAsma is portrayed as angry over a dish:
'CheAsma spat out vigorously a sliver of toast with a shive of luncheon-meat on it. "Babi!" she cried (p.449).

As 'CheAsma spits out the meat thinking that it is pork, Crabbe tries to explain that it is otherwise, but she does not believe it (p. 449). This can be seen in Crabbe's explanation:

"It isn't pork," said Crabbe. "We were very careful about that." She shrugged, unconvinced, not willing to talk to a man anyway, waiting for the Malay wives to come (p.449).

As I have shown so far, these examples support Husin's views that the Malays differ from each other in terms of their Islamic belief. The Muslim Malay characters who do not perform Islamic obligations and their belief is only skin-deep, on the contrary, would get emotionally upset if Islam is criticised, especially by non-Muslims. As S. Husin states, some Muslims believe deeply and practise Islam whereas some hardly practise it at all, same as the Malays where some seldom pray or fast according to Islam but get emotionally upset when Islam is criticised, especially by non-Muslims (Husin, 1981, p. 42). Indeed, these examples are evident in the trilogy, showing the Malay characters, although they do not practise Islam the right way in accordance to its principles, they still believe in upholding Islamic rights. Compared to Zawiyah's view however, she states that Burgess has depicted Western generalities in the trilogy and describes them as forms of conspiratorial attack on Islam. The trilogy, as she views it, is filled with Malay characters who are religious hypocrites and sinners in Islam and shows how Burgess makes a mockery of what is highly looked upon by the Malays (Zawiyah, 2003, p. 174). Although it is true that Burgess portrays the Malay characters in the trilogy as wayward Muslims, his portrayal of the characters are not believed to be a conspiratorial attack or mockery towards Islam, but showing that the practice of Islam has been depicted within the sociological perspective of the Malays in the trilogy as an everyday-defined social reality, and not shaped by colonial knowledge. The Malay characters portrayed by Burgess are no doubt perceive themselves Malays and this fact is made known clearly to other Malay and non-Malay characters in the trilogy.

5. Conclusion

All in all, the analysis of the novel *Beds in the East* shows that Burgess has portrayed the Muslim Malay characters as wayward in their Islamic beliefs and practices. Also in accordance to Ida's conceptualisation of Islam as an element of the paradigm of Malayness in literature, it can be derived from the analysis of Burgess' Muslim Malay characters that they practise wayward Islamic beliefs and practices. The primary framework based on Ida's study, have been useful in analysing Burgess' Muslim Malay characters. Islam can be said to be a predominant element in Burgess' novel and the element of Islam from Ida's study has been fully utilised for the analysis of Burgess' novel. Therefore, my analysis on the novel *Beds in the East* supports Ida's views where the paradigm of Malayness in literature is in fact, an everyday-defined social reality, shaped by their

everyday practices and beliefs, and is not shaped by colonial knowledge, or is authoritatively-defined. My analysis also shows that, based on the sociological perspective of Husin, communal practices of the Muslim Malays in Burgess' trilogy prove that the Muslim Malay practices are an everyday-defined social reality. However, Zawiyah's view that Burgess' makes a mockery of Islam in the trilogy has found to be unsupported as can be seen in my analysis.

Recommendations: As a suggestion for future studies, this study will enrich future research on Burgess' *The Malayan Trilogy* which I believe has been greatly overlooked. It is believed that the trilogy has many potential for research pertaining to English literature on the Malay World. Other than that, the trilogy is a very suitable text for a researcher to examine the portrayals of the Malay characters as well as the Malay World from the sociological perspective. Other future research could also use Burgess' texts by applying other literary approaches and theoretical frameworks, such as postcolonial theory and new historicism theory, among others. Research on the paradigm of Malayness in literature should be studied further to cover various genres of literature on the Malay World, such as short stories and poems. In addition, this study would provide a basis for some studies on not only on English literature on the Malay World and Malayness, but also to the study on non-Muslim perspective towards Islam in literature. These areas of studies mentioned are scarce in resource; therefore, I hope my study and other future studies on these subject matters will contribute to the knowledge pool on other related filed of studies.

Finally, I hope that my study on the paradigm of Malayness in literature can be utilised as a framework using other texts by contemporary writers in English literature who have written works set in the Malay World, such as *Map of the Invisible World* (2009) by Tash Aw (b. 1971) and *Horror Stories*(2013)by Tunku Halim (b. 1964). These findings may contribute to the on-going study on Malay Muslims, discourse and the paradigm of Malayness in literature. These findings could also be utilised by foreign students in studying the Malay culture and the Malay language. This is because courses on Malay culture, Malaysian studies and Malay language have been made compulsory to many universities, one for instance is in University Tenaga Malaysia (UNITEN).

References

Burgess, A. (2000). The Malayan Trilogy. London: Vintage.

Ida, B. (2010). The Paradigm of Malayness in Literature. (Unpublished doctoral dissertation). SOAS University of London, UK.

Ida, B. (2012). Sustaining Diversities through Understandings of Islam within Malayness: Reflections in Anthony Burgess' The Malayan Trilogy. Proceedings of the 7th Malaysia International Conference on Languages, Literatures, and Cultures. Malaysia: Universiti Putra Malaysia.

Ida, B. (2013). Islam and the Malay Rulers as the Paradigm of Malayness in Sajak-sajakSejarahMelayu. Paper presented at The International Seminar on Malay Studies 2013, Universiti Malaya, Kuala Lumpur.

Munirah, M. A. & Ida, B. (2013). An Exploration of Malayness in MarongMahawangsa (The Kedah Annals).Paper presented at The International Seminar on Malay Studies 2013, Universiti Malaya, Kuala Lumpur.

Nurhanis, S. (2013). Malayan Muslims as a reflection of Malayness in Anthony Burgess's Time for a Tiger. Paper presented at The International Seminar on Malay Studies 2013, Universiti Malaya, Kuala Lumpur.

Husin S. A. (1981). The Malays Their Problems and Future. Petaling Jaya: Heinemann Asia, 1981. Print.

Shamsul, A. B. (2001). A History of an Identity, an Identity of a History: The Idea and Practice of 'Malayness' in Malaysia Reconsidered. *Journal of Southeast Asian Studies,* 32(3), 355-366.

Zawiah, Y. (2003). *Resisting Colonialist Discourse*. (2nded). Bangi: Penerbit Universiti Kebangsaan Malaysia.

Jornal of Social and Development Sciences (JSDS)
Vol. 6, No. 2, June 2015 (ISSN 2221-1152)

Prison, Stigma, Discrimination and Personality as Predictors of Criminal Recidivism: Preliminary Findings

Aminu Musa Ahmed, Abd Halim B. Ahmad
Bayero University, Kano, Nigeria
Universiti Utara Malaysia, Malaysia
aminmusaahmed@gmail.com

Abstract: Criminal recidivism as a contemporary and global phenomenon has been explained and analysed from different perspectives. The aim of this study is to determine the predictors of criminal recidivism using four main constructs as predictors: prison; stigma; discrimination; and personality among the ex-prisoners in metropolitan Kano-Nigeria. Data was gathered using qualitative method (in-depth interviews) from the ex-prisoners and analysed using narrative analysis method. The results from the qualitative analysis revealed that prison, stigma and discrimination were found to have effects on criminal recidivism as the respondents revealed base on their experiences and it is also revealed that such predictors if experienced can give a room for further reoffending whereas personality as predictor was found not have much impact on recidivism among the ex-prisoners in metropolitan Kano-Nigeria. Thus, it was concluded that three (prison, stigma and discrimination) out of the four constructs used can predicts and determine criminal recidivism among the ex-prisoners in metropolitan Kano-Nigeria.

Keywords: *Prison, Stigma, Discrimination, Personality, Recidivism*

1. Introduction

The re-integration of the released inmates into the society from the prison institution poses a great challenges to almost all societies globally (Travis et al., 2001; Farrall and Sparks, 2006; Wartna and Nijssen, 2006) and breeds the phenomenon of recidivism. Criminal recidivism is considered to be one of the most contemporary issues especially within the context of criminal justice system. Many researches were conducted on criminal recidivism and they have analysed various possible predictors of offenders' recidivism these include for instance, static and dynamic factors (Gendreau et al., 1996); age (first arrest), criminal versatility, substance abuse (Hare, 1999); time spent under prison custody (Meade et al., 2012); previous arrest and convictions (Langan and Lenin, 2002); individual race (Wehrman, 2010; Steen and Opsal, 2007); being young (Huebner and Berg, 2011); gender of the offender as a predictor (Makarious et al., 2010); communication approach (Koschmann and Peterson, 2013); Subjective and Social approach(Lebel et al., 2008; Davis et al., 2012); Educational Attainment and Peer Group Influence (Tenibiaje, 2013); Moral Development(Vugt et al., 2011); among others. Never, the less the phenomenon is still a concurrent one with many ex-prisoners are taken back to custody as criminal recidivists. This study intend to look at the phenomenon of criminal recidivism in metropolitan Kano-Nigeria among the ex-prisoners taking into account the role of prison and its effects, the effect of stigma, discrimination as well as the effects of personality on criminal recidivism.

Problem Statement: The phenomenon of criminal recidivism poses a great threat to the state, communities as well as the individuals generally. It is established that ex-prisoners experience societal rejection and labelling, because many people may not freely interact with them. They are treated badly with all sorts of stigmatization and discrimination in the society (Madaki, 2011). Institutionally, the prison institution is considered to be no longer effective in correction instead it has become just a mare 'society of captives' (Clemmer, 1940; Skyes,1958) and avenue for learning more criminality which negates the propositions of specific deterrence theory that punishment certainty and severity can reduce reoffending and this supported the propositions of labeling theory (Lemert, 1972) in the sense that, the institution (prison) simply increases the chances and exposure to criminogenic tendencies on the inmates, that is, the inmates are simply confined in another 'school of crime' which by implication make them to endure all the stress, they are also cut off from their societal social attachment, they are labelled and stigmatized base on their new status among others. Thus, the theory stressed that the combination of all these negative tendencies could invariably foster hatred, anger, anxiety and thereby creates a scenario of defiance (Francis et al., 2011) and recidivism (Cid, 2009).

Moreover, strictness and punitiveness of prison institution could lead to high level of criminal recidivism and perhaps it may also predisposes human resource depreciation and negation in terms of labour for the offenders (Waldfogel, 1994) harsh prison measures would therefore only succeeded in establishing criminogenic effects(Nagin, et al., 2009; Di Tella and Schargrodsky, 2010).
Equally, from the personality point of view, it can be argued that, individual personal dispositions (Meade et al., 2012), pattern of behaviour (Savage, 2009) could pose a threat to individual behaviour especially towards offending and reoffending. The individual predispositions (pre-prison to post-prison) could lead to further offending. This can be channelled to individual's brain function, (Langevin and Curnoe, 2011) inability to adjust to individual personal gratification, aggression, (Mededovic et al., 2012) low level of individual mind and consciousness, frustration and absence of openness (Clower and Bothwell, 2001) could be associated with criminal behavioural pattern and reoffending. Therefore it is pertinent to note that, despite the fact that many predictors were used in the analysis of recidivism, but most of the predictors appeared to be skewed to one particular parameter of analysis. As such, this study is aimed at looking at the predictors from a wholistic point of view in the sense that societal reactions (social stigma and discrimination), the institutional aspect (prison) and the individual personal dispositions would be use as predictors of criminal recidivism. Thus, this study is set to achieve the following objectives:

- To identify the role of prison institution towards criminal recidivism among ex-prisoners in Kano;
- To determine whether or not social stigma can influence criminal recidivism among the ex-prisoners in Kano;
- To determine the influence of social discrimination of ex-prisoners on criminal recidivism;
- To find out if individual personality can have effect on criminal recidivism among ex-prisoners in metropolitan Kano.

2. Methodology

This study utilised ex-prisoners in metropolitan Kano-Nigeria as the population of the study. The study was qualitative and it utilizes qualitative approach to gather data. As such, data was collected using in-depth (face to face) interviews. A total of six respondents (ex-prisoners) were used as respondents and purposive sampling method strategy was also used in the process. The purposive sampling method was used due to the nature of the target population who are not easy to be contacted without personal contact. Thus, the respondents were identified using personal contact. Though, at the initial stage they refused to grant the interview but after repeated efforts they were convinced that, the interview was for the academic purpose only and they granted the interview. Five of the respondents were males and only one among them was a female. Moreover, narrative technique of analysis was used to interpret and analysed the interview results.

3. Findings and Discussion

This study aimed at analysing the predictors of criminal recidivism among the ex-prisoners in metropolitan Kano-Nigeria. Four (4) main themes were used for the interview: prison; stigma; discrimination and personality. Thus, the narrative analysis was base on such themes as interviewed.

Prison: Under this theme respondents were asked about their experiences in terms of living condition in the prison, possibilities to learn crime, tendency to go back and whether they received any support and training while in the custody. According to one of the respondents;
During my time there, there was no clean water, no mattress, no good food or medicine. If you see our food you will cry! We use one toilet and we are more than one hundred

Furthermore, a female respondent corroborate the above assertion;
Though, we are being kept in separate rooms from the men, and we are not many as the men inmates, but the environment there is hell; there is nothing to cater for your health in the prison.

In terms of the possibilities of learning more criminal technique, majority of the respondents lament that it is quite easy and possible to do that. According to one of the respondents;

We meet with different category of criminal some are very dangerous when you compare your offence with their offence. So from there you would develop feelings that you are not even a good criminal and as a result of your interaction with such inmates you learn other criminalities

Another respondent also maintained that;
In prison it is very easy to learn crime. You see, we were taken to a place with more harden criminals and in my case I stay in prison for good three (3) years with such people

On the issue of returning to prison the respondents maintained that;
Yes of course, there could be that tendency, because some people may prefer to go back to prison than to face such a humiliation outside the prison: our society is not supportive enough as such going back to prison may sometimes not be a problem for some of us

While commenting on the same issue a female respondent stressed that;
I have no regretted what so ever and I am not afraid of going back to prison anymore: people do not welcome us; they hate us; they see us as completely bad just because of one mistake or the other. So I personally do not fear of prison any more

On the issue of support and training the respondents a respondent revealed that;
There is no any support from the prison staff, there is nothing like training. They always shout at us, we always had disagreement with the staff, they see us criminals and bad people

Also another respondent comment that;
If anybody tells you that there is support or training in prison he is only deceiving you. There is nothing as such, no provision for vocational skill, education, or any other type of support

Stigma: Social stigma is a situation where by the society labelled and tainted an individual with inferiority manner base on particular status or social circumstances. According to ex-prisoners interviewed on stigma;
In this society people do really stigmatized us, once you have been to prison that denting image of stigma that would spoil your identity would be enforced on you by the society

Also commenting on her experience on stigma, a female respondent state that;
Yes it is very clear and common to have yourself being alienated in this society simply because you have been to prison...in fact this can be easier for men(ex-prisoners) but for somebody like me (a female) my fellow women folk do alienated me clearly.

According to another respondent;
You see once you are taken to prison, that would be the genesis of you being stereotyped as a bad person and if care is not taken, that would follow you through your life time

Another respondent revealed his experience of the consequences of stigma which results into rejection and discriminating him. He maintained that;
When you come back you have to get ready because people would prefer any other community member than you. Sometimes you would be discriminated against even in your immediate family

But for another respondent;
Sometimes somebody would prefer to remain in the prison than to come back and face this stigma and discrimination issue

In terms of social withdrawal from the community as a result of the stigma, the respondents stated that;
To be frank with you I do not involve myself in many activities of my community...I prefer to be alone than to be labelled and stigmatized.

Another respondent further lament that;

People see you as outsider or somebody who is being considered dangerous so you have to withdraw from them in order to have your way...

Also another interviewee stated that;
In most cases we do leave our areas and relate with those that we met and became friends with them while we are in prison.

Discrimination: Discrimination of ex-prisoners is considered to be an offshoot of social stigma (Goffman, 1963). Generally, the perception of discrimination can be seen as a verdict that an individual has experienced one form of rejection, unequal, or unfair treatment because of being a member that belong to a particular disadvantaged social group (Kaiser & Major, 2006) like the ex-prisoners. According to the respondents interviewed, they revealed that;
Ex-prisoners are discriminated all over the society simply because they have been to prison regardless of the gravity of the offence.

Another respondent posit that;
We are usually referred to as criminals; there is discrimination even in school, work place and sometimes in the neighbourhood or the community at large

A particular respondent who argued that he experience discrimination as a result of his criminal record revealed that;
Yes people like me (ex-prisoner) and who have criminal records are usually discriminated against; we are called name and we are being discriminated even in courts, police station or hospitals

Another respondent comment that;
There is discrimination among ex-prisoners because of our records (criminal) people have this belief that anybody who has been to prison for several time is completely bad and people will not associate with him, hence they would discriminate against you

Equally a respondent mentioned that;
Nobody wants to associate with me...in work places and school. In some cases, no body want to employ you, you can only get labourer work; the society made us to hate ourselves

Another respondent lament that;
...this discrimination is very common even within the family and when you come out to the larger society it is worst
But when they comment about discrimination from the point of ethnic background or race most of the respondents have no problem with such discrimination. They argued that;
To be honest with you discrimination is purely base on criminal records

Also commenting in this line, a respondent argued;
If not for our previous criminality, I don't think we can face such discrimination in school or working place

For another respondent;
Honestly, it has to do with your criminal record and your criminal history. People are always referring to your criminal history and based their discrimination against you base on that

Personality: Personality traits and personal disposition of an individual represent a particular behaviour pattern and some studies suggested that criminal recidivism could be associated with such pattern of behaviour (Savage, 2009). Thus, respondents were asked about their personality traits and how they behave. According to one of the respondents;
Well, the attitude of an individual is usually by birth but sometimes things can change for better or worst

Another respondents state that;
I don't care I do what I want to do. If anybody is having problem with that, that is his own problem!

For another respondent;
It is very common with me actually. I do get upset easily, I use to have a lot of tension sometimes; you know, small thing can make me to be angry with everybody around me.

Also another respondent posit that;
Sometimes, you will be excited it is normal, but sometimes you will not be
A female respondent lament that;
All I know is my own feelings and my actions are towards my feelings, but for others I don't care because other people also are showing that they do not care about how you feel

Recidivism: Criminal recidivism in this study is used to examine the pattern of criminal reoffending by the ex-prisoners which would consequently lead to the re-conviction and subsequent re-incarceration of the ex-prisoner into the prison again. The respondents' perception on whether they are afraid to go back was asked through the interview. The respondent laments that;
I have no regrets what so ever and I am not afraid of going back to prison anymore: people do not welcome us; they hate us; they see us as completely bad just because of one mistake or the other. So I personally do not fear anything.

Another respondent while echoing the same position stated that;
I have been to prison for three (3) times now, there is nothing more to be afraid of again.

Another respondent stressed that;
We are being mocked; ostracised; we are openly discriminated; and people do not even want us to go close to them. So what do you expect? This is why we feel we are not needed so there is no point even stopping the crime.

While commenting on reoffending, a respondent lament that;
You see if the societies continue with the way they are treating us I will also continue...the worst is prison and I do not fear to go there.

For another respondent;
I consider prison as my second home, so, if you take me there I know I will come out so I have no problem.

Another one state that;
It is our society that makes us to do what we are doing (crime) no body want to relate with you neither your family member nor other community members. If they keep on isolating us then that would give us reason to continue with our behaviour

Discussion

Prison: Prison is an institution that is meant to confine the offenders for violating the state laws. From the punishment point of view, it was emphasized that, prison is characterized with horrible and nasty experiences, and thus, the costs associated with imprisonment is said to reduce the usual utility of committing crime (Nagin et al., 2009). Offenders' knowledge of the certainty that such sanctions of prison will be imposed on them and on the other hand, the severity of such sanctions if they are imposed constitute the basis for offenders' calculation of the costs of committing criminal acts that are weighed with the benefits linked with such acts (Becker 1968; Grasmick and Bursick 1990). As such, imprisonment is perceived to be harsher and severe than noncustodial sanctions, and on the other hand, longer prison sentences are also alleged to be more severe than shorter prison sentences (Nagin et al., 2009; Nagin, 1998; Nagin et al., 2009). On the other hand scholars are of the view that despite the fact that prison as an institution is designed to correct and rehabilitate offenders but, prison is criminogenic and dehumanizing in nature due to experience of incarceration and the adaptation process through the prison subculture (Gendreau et al., 1999; Nagin et al., 2009).

Studies using Ethnographic characteristics of prison environments have portrayed inmate's culture while making an emphasis on the existing violence and antagonistic relationship toward legal authority that is being developed in reaction to the pains of prison life (Sykes 1958). However, some researchers are of the opinion that these sub cultural values are 'imported' into the prisons and simply replicate sub-cultural values that exists in lower class neighbourhoods (Irwin and Cressey 1962). Thus, in spite of the genesis of the value system, prison inmates who assimilate into the inmate subculture may have a much more difficult time to adjust to a normal life outside the prison walls (Irwin and Cressey 1962; Toch, Adams, and Grant 1989). This is why scholars usually referred to prisons institutions as ''schools of crime'' because the prison culture usually teaches and reinforces antisocial values and behaviours and at the same time increases the probability of criminal recidivism for individuals who are imprisoned (Gendreau et al., 1999; Nagin et al., 2009).

Stigma: Stigma according to Goffman (1963) is considered as 'mark' that discounts a person's credibility, endowing him/ her with detrimental characteristics (Link and Phelan 2001). In the case of ex prisoners, the mark of being an ex-convict endures long after their initial release from the prison. The stigma of stereotyping, labeling, discrimination, status loss, and separation (Link and Phelan 2001) experienced by ex-prisoners is considered as 'invisible punishment' (Henderson, 2005:1240). The challenges of stigma and reintegration is particularly challenging for offenders released from prison such as securing stable employment and being independent, when they are compared to others without incarceration (Uggen and Wakefield 2005). Hence, upon their re-entry they face and have to solve the problem of dual transition from inmate to citizen (Chung et al., 2005; Sullivan 2004).

Furthermore, stigma can be seen as a label placed on a particular individual or group that result in devaluation and also associated with undesirable characteristics. Though public stigma may be differed from self-stigma, in the sense that the former refer to the discrimination imposed by more powerful groups such as the community or government on the labelled group (Link and Phelan 2001) while the latter takes place when the minority group (as in the case of ex-prisoners), internalizes such beliefs against themselves (Corrigan and Watson, 2002; Mak and Cheung, 2010). Thus, once the negative label has been internalized, the labelled individual may adjust his/ her behaviours to match such new evaluations. In the case of Ex-prisoners such internalization will mean and justify their returning to deviant activities (Winnick and Bodkin, 2008). Moreover, self-stigma, involves perceptions of discrimination from others which can be seen from three major perspectives; stereotype (negative belief about individual ability), prejudice (showing of low self-esteem), and discrimination (artificial disparities in terms of employment and interaction) (Corrigan and Watson, 2002). Thus, self-stigma usually leads to profound negative consequences including lower self-esteem (LeBel, 2012), less social unity (Corrigan and Watson, 2002), and even poor health (Schnittker and John, 2007). Also apart from withdrawal and shame, stigmatized individuals may respond with aggression and anger which is evidently shown in criminological literatures. On one hand, it was argued that, the stigma of arrest and sanction transformed into shame and embarrassment, which can be seen as a deterrence for future law violations (Kobayashi et al., 2001; Kobayashi and Kerbo, 2012; Grasmick et al., 1991), while on the other hand, it was argued that stigma is harmful and leading to anger and resentment rather than shame and remorse, which increases the likelihood of recidivism (Chen, 2004; Funk, 2004; Vagg, 1998).

Discrimination: Discrimination of ex-prisoners is considered to be an offshoot of social stigma (Goffman, 1963). Generally, the perception of discrimination can be seen as a verdict that an individual has experienced one form of rejection, unequal, or unfair treatment because of being a member that belong to a particular disadvantaged social group (Kaiser & Major, 2006) like the ex-prisoners. Many scholars in the area of criminal justice considered the plight of ex- felons as "a criminal conviction, no matter how trivial or how long ago it occurred as a dent or a scar on someone for life" (Petersilia, 2003, p. 19). However, it is well established that former prisoners suffer from many 'civil disabilities' as well as discriminations in many respects: public and private employment, voting, eligibility for public assistance and public housing, financial aid, education, parenting, and other familial issues and rights among other basic rights (Legal Action Center, 2004; Mauer and Chesney-Lind, 2002; Travis, 2005). According to Pager (2007) discrimination base on person's race has a negative impact on employment prospects, that is, equal to or greater than the impact of having a criminal record. Simultaneously, the veracity of reentry is that many ex-prisoners returned to urban neighbourhoods with the highest levels of social and economic disadvantage (Clear, 2007; Travis, 2005) which leads to high

rate of poverty and this is why Reiman (2004), contended that "the poor are seen as the real threat to decent society" and "the poverty of criminals makes poverty itself an individual moral crime!" (p. 173).

Personality: Personality traits and personal disposition of an individual represent a particular behaviour pattern and some studies suggested that criminal recidivism could be associated with such pattern of behaviour (Savage, 2009). Many studies have shown that the Big Five facets (John, Naumann & Sotto, 2008) maintain constant and interpretable relations in terms of delinquency and criminal activity. That is to say, there is a negative correlation between crime, Agreeableness and Conscientiousness (Le Corff & Toupin, 2009) and this suggested that criminal personality of an individual is characterized by violence, hostility and the inability to impede gratification. On the other hand, many scholars are of the view that, some individual personality traits and dispositions can produce delinquent as well as criminal behaviour. Such dispositions are considered to be the durable and stable individual internal dispositions that form and shape moral behavior and it symbolises a deep personality-related extraction of individual differences in terms of moral behaviour or otherwise. This concept is what Kneževic (2003) referred to Amorality, and it comprises of three main modalities: Amorality induced by impulsivity, Amorality induced by frustration, and Amorality induced by brutality (Kneževic et al., 2008). It is also argued that, the main aspects of Amorality is believed to have a negative limit of the honesty and humility trait (Ashton, Lee & Son, 2000) and evidence also suggested that general amorality is normally linked to the most diverse aspects of criminal behavior (Mededovic et al., 2012) and it is also supported by Amorality induced by brutality and frustration.

4. Conclusion

This study was carried out on the ex-prisoners in metropolitan Kano, Nigeria. The study used four main constructs as predictors of criminal recidivism (prison, stigma, discrimination and personality). From the interview findings and analysis as reported, it is evident that, prison, stigma and discrimination are proved to have a positive effect toward recidivism as the interview from the ex-prisoners revealed which is further supported by the discussions. Though, from the discussion personality traits are considered to have effect towards reoffending but this is not the case for this study as the interview did not yield much about personality vis-a-vis recidivism. Therefore, it can be concluded that three of the predictors studied in Kano (prison, stigma and discrimination) are found to be among the predictors that determined criminal recidivism among the ex-prisoners in metropolitan Kano-Nigeria.

Reference

Ashton, M. C., Lee, K. & Son, C. (2000). Honesty as the sixth factor of personality: Correlations with Machiavellianism, primary Psychopathy, and social adroitness. *European Journal of Personality*, 14(4), 359-368.

Beck, A. J. & Shipley, B. E. (1989). Recidivism of prisoners released in 1983. Washington, DC: US Department of Justice, Bureau of Justice Statistics

Becker, G. S. (1968) Crime and Punishment: An Economic Approach. *The Journal of Political Economy*, 76, 169-217.

Bonta, J., Harman, W. G., Hann, R. G. & Cormier, R. B. (1996). The Prediction of Recidivism among Federally Sentenced Offenders: A Re-Validation of the SIR Scale. The *Canadian Journal of Criminology*, 38, 61-72.

Broadhurst, R. G. & Maller, R. A. (1990). The Recidivism of Prisoners Released for the First Time: Reconsidering the Effectiveness Question. *Australian and New Zealand Journal of Criminology,* 23, 88–104. 61–79

Cid, J. (2009). Is Imprisonment Criminogenic?: A comparative study of Recidivism Rates between Prison and Suspended Sanction. *European Journal of Criminology*, 6(6)459-480.

Cunliffe, J. & Shepherd, A. (2007). Reoffending of Adults: Results from the 2004 Cohort. Home Office Statistical Bulletin 06 / 07. London: Home Office.

Corrigan, P. W. & Watson, A. C. (2002). The paradox of self-stigma and mental illness. *Clinical Psychology: Science and Practice*, 9(1), 35-53.

Chen, X. (2004) Social and Legal Control in China: A Comparative Perspective. *International Journal of Offender Therapy and Comparative Criminology*, 48, 523–536.

Chung, H. L., Michelle, L. & Laurence, S. (2005). The Transition to Adulthood for Adolescents in the Juvenile Justice System: A Developmental Perspective. 68–91 in On your Own without a Net: The Transition to Adulthood for Vulnerable Populations, edited by D. W. Osgood, E. M. Foster, C. Flanagan and G. R. Ruth. Chicago: The University of Chicago Press

Clear, T. R. (2007). Imprisoning communities: How mass incarceration makes disadvantaged neighbourhoods worse. New York, NY: Oxford University Press

Clemmer, D. (1940). The prison community. New York: Rinehart.

Clower, C. E. & Bothwell, R. K. (2001). An Exploratory study of the relationship between the Big Five and inmate recidivism. *Journal of Research in Personality,* 35, 231-237.

Davis, C., Bahr, S. J. & Ward, C. (2012). The Process of Offender Reintegration: Perception of what helps the Prisoner to re-enter society. *Criminology and Criminal Justice*, 13(4), 446-469.

Di Tella, R. & Schargrodsky, E. (2010). Criminal recidivism after prison and electronic monitoring. NBER Working Paper No. 15602.

Farrall, S. & Sparks, R. (2006). Introduction. *Criminology and Criminal Justice*, 6(1), 7–17

Farrall, S. & Sparks, R. (2006). Introduction to Special Issue on Problems, Prospects and Possibilities for Life after Punishment. *Criminology and Criminal Justice*, 6(1), 7–17.

Funk, P. (2004). On the effective use of stigma as a crime-deterrent. *European Economic Review,* 48(4), 715-728.

Francis, T. C., Jonson, C. L. & Nagin, D. S. (2011). Prisons Do not Reduce Recidivism: The high cost of ignoring Science. T*he prison Journal*, 91(3), 485-655.

Gendreau, P., Little, T. & Goggin, C. (1996). A Meta-Analysis of the Predictors of Adult Offender Recidivism: What Works! *Criminology*, 34(4), 575–607.

Gendreau, P., Goggin, C. & Cullen, F. T. (1999) The Effects of Prison Sentences on Recidivism. Ottawa, ON: Solicitor General Canada

Goffman, E. (1963). Stigma: Notes on the Management of Spoiled Identity. Englewood Cliffs, NJ: Prentice Hall

Grasmick, H. G. & Bursik, R. J. (1990). Conscience, Significant Others, and Rational Choice: Extending the Deterrence Model. *Law and Society Review*, 24, 837-61

Grasmick, H. G., Bursik, R. J. & Kinsey, K. A. (1991). Shame and embarrassment as deterrents to noncompliance with the law the case of an antilittering campaign. *Environment and Behavior*, 23(2), 233-251.

Hare, R. D. (1999). The Hare Psychopathy Checklist-Revised: PLC-R. MHS, Multi-Health Systems.

Henderson, T. N. Y. (2005). New frontiers in fair lending: Confronting lending discrimination against ex-offenders. *New York University Law Review*, 80, 1237.

Huebner, B. M. & Berg, M. T. (2011). Examining the sources of variation in risk for recidivism. *Justice Quarterly*, 28(1), 146-173.

Irwin, J. & Cressey, D. (1962). Thieves, Convicts, and the Inmate Culture. *Social Problems*, 10, 142-5

John, O. P., Naumann, L. P. & Soto, C. J. (2008). Paradigm shift to the integrative Big-Five trait taxonomy: History, measurement, and conceptual issues. In O. P. John, R. W. Robins, & L. A. Pervin (Eds.), Handbook of Personality: Theory and Research, 3rd ed. (pp. 114– 158). New York, NY: Guilford Press

Kaiser, C. R. & Major, B. (2006). A social psychological perspective on perceiving and reporting discrimination. *Law & Social Inquiry*, 31(4), 801-830.

Kobayashi, E. & Kerbo, H. R. (2012). Differences in Perceived Levels of Informal Punishments for Noncompliance and Rewards for Compliance: A Comparison of Japanese and American Workers. *Deviant Behavior*, 33(1), 40-57.

Kobayashi, E., Grasmick, H. & Friedrich, G. (2001). A cross-cultural study of shame, embarrassment, and management sanctions as deterrents to noncompliance with organizational rules. *Communication Research Reports*, 18(2), 105-117.

Koschmann, M. A. & Pertason, B. L. (2013). Rethinking Recidivism: A communication Approach to prison Re-entry. *Journal of Applied Social Sciences*, 7(2), 188-207.

Kneževic, G., Radovic, B. & Perunicic, I. (2008). Can Amorality Be Measured? 14th European Conference on Personality, Tartu, Estonia, July 16–20, 2008, Book of Abstracts, p. 137.

Kneževic, G. (2003). Koreni amoralnosti [The Roots of Amorality]. Beograd: Institut za kriminološka i sociološka istraživanja, Institut za psihologiju.

Langan, P. & Levin, D. (2002). Recidivism of Prisoners Released in 1994.Washington, DC: US Department of Justice, Bureau of Justice Statistics.

Langevin, R. & Curnoe, S. (2011). Psychopathy, ADHD, and Brain Dysfunction as predictors of Life time Recidivism among Sex Offenders. *International Journal of Offender Therapy and Comparative Criminology*, 55(1), 5-26.

LeBel, T. P (2012). If One Doesn't Get You Another One Will': Formerly Incarcerated Persons' Perceptions of Discrimination. *The Prison Journal*, 92, 63–87

LeBel T. P., Burnett, R., Maruna, S. & Bushway, S. (2008). The 'Chicken and Egg' of Subjective and Social Factors in Desistance from Crime. *European Journal of Criminology*, 5(2), 131–159.

Le Corff, Y. & Toupin, J. (2009). Comparing persistent juvenile delinquents and normative peers with the Five-Factor Model of Personality. *Journal of Research in Personality*, 43(6), 1105-1108.

Legal Action Center. (2004). After prison: Roadblocks to reentry: A report on state legal barriers facing people with criminal records. New York, NY: Author.

Lemert, E. M. (1972). *Human Deviance, Social Problems, and Social Control* (2™" Ed). Englewood Cliffs, NJ.

Link, B. G. & Phelan, J. C. (2001). Conceptualizing stigma. *Annual review of Sociology*, 2, 363-385.

Lloyd, C., Mair, G. & Hough M. (1994). Explaining Reconviction Rates: A Critical Analysis. Home Office Research Study No. 136. London: HMSO.

Mauer, M. & Chesney-Lind, M. (2002). Invisible punishment: The collateral consequences of mass imprisonment. New York, NY: The New Press.

Madaki, M. (2011). A Study of the Legal Rights of Convicted Prisoners and the Unintended Consequences of Incarceration in Kano Central and G/dutse Prisons, Nigeria. Unpublished PhD Dissertation Submitted to the Department of Sociology, Bayero University, Kano.

Mak, W. W. & Cheung, R. Y. (2010). Self-Stigma among Concealable Minorities in Hong Kong: Conceptualization and Unified Measurement .*American Journal of Orthopsychiatry*, 80(2), 267-281.

Makarios, M., Steiner, B. & Travis, L. F. (2010). Examining the predictors of recidivism among men and women released from prison in Ohio. *Criminal Justice and Behavior*, 37, 1377-1391.

Međedović, J., Kujačić, D. & Knežević, G. (2012). Personality-related determinants of criminal recidivism. *Psihologija*, 45(3), 277-294.

Meade, B., Steiner, B., Makarious, M. & Travis, L. (2012). Estimating a Dose- Response Relationship between Time Served in Prison and Recidivism. *Journal of Research in Crime and Delinquency*, 50(4), 525-550.

Nagin, D, F. Cullen, T. & Cheryl, L. J. (2009). Imprisonment and Reoffending. Pp. 115-200 in Crime and Justice: A Review of Research, Vol. 38, edited by M. Tonry. Chicago, IL: University of Chicago Press

Nagin, D. (1998). Criminal Deterrence Research at the Outset of the Twenty-first Century. Pp. 1-42 in Crime and Justice: A Review of Research, Vol. 23, edited by M. Tonry. Chicago, IL: University of Chicago Press

National Research Council. (2007). Parole, desistance from crime, and community integration. Washington, DC: Committee on Community Supervision and Desistance from Crime, National Academy of Sciences Press.

Petersilia, J. (2003). When prisoners return to communities: Political, economic and social consequences. New York: Oxford University Press.

Reiman, J. (2004). The rich get richer and the poor get prison: Ideology, class, and criminal justice (7th ed.). Boston, MA: Pearson

Savage, J. (2009). Understanding persistent offending: linking developmental psychology with research on the criminal career. In: J. Savage, (ed.), The Development of Persistent Criminality (pp. 3–33). Oxford: Oxford University Press

Sullivan, M. L. (2004). Youth perspectives on the experience of reentry. *Youth Violence and Juvenile Justice*, 2(1), 56-71.

Schnittker, J. & John, A. (2007). Enduring stigma: the long-term effects of incarceration on health. *Journal of Health and Social Behavior*, 48(2), 115-130.

Sykes, G. M. (1958). The Society of Captives. Princeton, NJ: Princeton University Press.

Steen, S. & Opsal, T. (2007). Punishment on the Instalment Plan Individual-Level Predictors of Parole Revocation in Four States. *The Prison Journal*, 87(3), 344-366.

Tenibiaje, D. J. (2013). Educational Attainment and Peer Group Influence as Predictors of Recidivism. *International Review of Social Sciences and Humanities*, 5(1), 30-37.

Toch, H., Adams, K. & Grant, J. D. (1989). Coping: Maladaptation in Prisons. New Brunswick, NJ: Transaction

Travis, J., Solomon, A. L. & Waul, M. (2001). From Prison to Home: The Dimensions and Consequences of Prisoner Reentry. Washington, DC: Urban Institute Press.

Travis, J. (2005). But they all come back: Facing the challenges of prisoner reentry. Washington, DC: The Urban Institute Press.

Uggen, C. & Wakefield, S. (2005). Young Adults Re-entering the Community from the Criminal Justice System: The Challenge of Becoming an Adult. Pp. 114–144 in On your Own without a Net: The Transition to Adulthood for Vulnerable Populations, edited by D. W. Osgood, E. M. Foster, C. Flanagan, and G. R. Ruth. Chicago: The University of Chicago Press.

Vagg, J. (1998). Delinquency and shame data from Hong Kong. *British Journal of Criminology*, 38(2), 247-264.

Van Olphen, J., Eliason, M. J., Freudenberg, N. & Barnes, M. (2009). Nowhere to go: How stigma limits the options of female drug users after release from jail. Substance Abuse Treatment, Prevention, & Policy, 4, 1-10. Retrieved from http:// www.substanceabusepolicy.com/content/pdf/1747-597X-4-10.pdf

Visher, C. A. & Travis, J. (2003). Transitions from prison to community: Understanding individual pathways. *Annual Review of Sociology*, 2, 89-113.

Van Vugt, E., Gibbs, J., Stams, G. J., Bijleveld, C., Hendriks, J. & van der Laan, P. (2011). Moral Development and Recidivism A Meta-Analysis. *International journal of offender therapy and comparative criminology*, 55(8), 1234-1250.

Waldfogel, J. (1994). The Effect of Criminal Conviction on Income and the Trust Reposed on Workmen. *Journal of Human Resources,* 29, 62-81.

Wartna, B. S. J. & Nijssen, L. T. J. (2006). National Studies on Recidivism: An Inventory of Large-Scale Recidivism Research in 33 European Countries. The Hague: WODC

Wehrman, M. M. (2010). Race, concentrated disadvantage, and recidivism: A test of interaction effects. *Journal of Criminal Justice*, 38(4), 538-544.

Winnick, T. A. & Bodkin, M. (2008). Anticipated stigma and stigma management among those to be labelled "ex-con". *Deviant Behavior*, 29(4), 295-333.

Jornal of Social and Development Sciences (JSDS)
Vol. 6, No. 2, June 2015 (ISSN 2221-1152)

The Role of Poverty and Household Economic Conditions to the Treatment of Malaria in Zamfara State North West Nigeria

Ahmad Yahaya Maigemu, Kalthum Bt Haji Hassan
College of Law Government and International Studies, Universiti Utara Malaysia
ahmad95084@gmail.com

Abstract: Malaria in Nigeria and Africa remains most important health problem. It remains a vital public health fear of our time. This paper seeks to focus on the role of poverty and economic factor to the treatment of malaria among peoples of Zamfara state in North West Nigeria. Poverty and economic factors are obviously connected to health threat, as well as the threat for malaria. It is now well recognized all over the world that malaria cases of morbidity and death rates are honestly linked with poverty and economic status of the society. Qualitative research was used for this to interview participant of the research in order to seek their perception and experiences about malaria and economic problems. Semi-structure interview was used as instrument for this study. Interview was conducted with 10 respondents that participated in the study. Finding of this study shows that poverty and economic situation and the people's background not only play a critical role to the contribution of malaria but as sole reasons dictating the prevalence of the disease within the community

Keywords: *Poverty, economic condition, malaria treatment, Zamfara state, Nigeria*

1. Introduction

Malaria in Nigeria and Africa remains most important health problem. It remains a vital public health fear of our time. According to Olusegun et al. (2012), malaria prevalent causes frequent suffering to human society and influences tremendously, unkind and gigantic burden on human population. It has been stated that out of the more than one million deaths caused by malaria worldwide, 90% take place in sub-Saharan Africa (WHO, 2012). World Health Organization (2012) and World Bank (2009) stated that malaria disturbs 3.3 billion persons equivalent to half of global population. WHO (2010) stated that, malaria is a public health problem of global concern because of its high economic burden on the nation, high pervasiveness of morbidity and mortality in children, pregnant women and individuals with weak immune systems (Ansah et al., 2013; Coulibaly et al., 2013; WHO, 2008; FMH, 2005). Malaria is directly accountable for 20% of infant deaths in Africa (WHO, 2009). It is also a principal cause of death in Nigeria where it is more prevalent (WHO, 2011). It is clearly understood that both adults and children are at risk of malaria in Nigeria (FMH, 2007; Odimegwu, 2007)

According to the World Health Organization report (2010), 56% of the world population lives in malaria endemic regions. According to the report, each year 300-500 million cases of malaria occur and more than one million people die of malaria annually, with Africa bearing the brunt of the disease (Wang et al., 2013). Therefore, malaria is the most prevalent and most destructive parasitic disease of humans in Africa having a harmful effect to the general members of the society (Acharya & Acharya, 2013; Allen et al., 2013; Abdullahi, 2013; WHO, 2012; WHO, 2011; WHO, 2010; WHO, 2009; NPC and ICF Macro, 2008; FMH, 2007). Additionally, Abdullahi (2011) stated that malaria is a prime etiological factor that slowed down the economic growth in the continent of Africa as a result of lost productivity or income associated with illness or death and other damages associated with the disease. Furthermore, Alaba (2005) confirmed the impact of malaria in children with implication for the productivity of women caregivers in Nigeria (Musoke et al., 2013; WHO, 2010; FMH, 2007; Odimegwu, 2007; WHO/UNICEF 2005).

Similarly, Nigeria carries the greatest burden and consequences of malaria epidemic among countries in the world (WHO, 2010). Nigeria with population of over 140 million people according to 2006 census, almost everyone in the country is at risk for malaria transmission except the minority (NPC and ICF Macro, 2008). According to National Malaria Control Program in Nigeria (2005), malaria is the major cause of morbidity and mortality, especially among children below age of five. Malaria is a social and economic problem in the country, which consumes millions of dollar from government and other stakeholders in the form of various

control attempts (FMH, 2007). In Nigeria alone, malaria is the causes of over 50% outpatient's attendance and 40% of hospital admissions, 30% of child mortality and 10% of maternal mortality (WHO, 2012; WHO, 2011; WHO, 2010; FMH, 2007).

This paper seeks to focus on the role of poverty and economic problems to the treatment of malaria among peoples of Zamfara state in North West Nigeria. Poverty and economic factors are obviously connected to health threat, as well as the threat for malaria. It is now well recognized all over the world that malaria cases of morbidity and death rates are honestly linked with education and economic status of the society. The lesser the position of individual in the society the higher the rates malaria cases in that individual and his society. In malaria endemic countries, the deprived members of the society are excessively at threat and danger for the disease, and while there is general consensus about this relationship, there is less agreement about the way and causes of this relationship. Hence this paper was set to explore the contribution of education and economic factors on malaria control among people of Zamfara state in North West Nigeria.

2. Literature Review

Malaria is confined almost exclusively to developing countries, in particularly Sub-Saharan Africa and Southern Asia, the poorest regions of the world. According to World Health Organization (2005), 58% of the malaria deaths occurred in the poorest 20% of the world population, a high percentage than for any other disease of major public health concern (WHO, 2005). However, poor people are less able to prevent infection or afford effective management of the illness. In Africa, malaria is largely a disease of the urban and rural populations. The communities of the teeming urban poor and rural communities are home to some of the poorest of the poor in Africa. Evidence has continued to demonstrate that preventive strategies adopted at curbing the spread of malaria, such as insecticide-treated bed nets, are not reaching the poor (Alaba, 2005). Studies in many African countries show that poor children lack access to sleep under ITN and treatment. For example the Kenyan demographic and Health survey showed that less than 7 percent of children described as living in households at the lowest wealth index quartile, sleep under an insecticide-treated bed net, compared with 35 percent of children in the top wealth quartile households (WHO, 2011). In Tanzania, poor children were less likely to receive anti-malarial febrile than children from wealthier families (WHO, 2010). Similar findings have been reported for Chad, Uganda, Nigeria and Niger Republic (WHO, 2011). A household's survey in Malawi and Togo focused on low income households whose mean annual income was $115 and where the cost of malaria prevention and treatment represent about 20 percent of their annual income (WHO, 2013).

According to World Bank (2009), societies where malaria prospers most have prospered least. The global distribution of per capita gross domestic product (GDP), estimated for purchasing power, shows a striking and unmistakable correlation between malaria and economic factors. According to McMichael & White (2010), poverty is concentrated in the tropical and subtropical zones, the same geographical boundaries that most closely frame malaria transmission. That malaria and economic status are intimately related is beyond contestation. In fact, malaria-endemic countries are not only poorer than non malaria-endemic countries; they also have lower rates of economic growth (WHO, 2009). Countries in which a large proportion of the population lived in regions with *Plasmodium Falciparum* experienced an average growth in per capita of 0.4, whereas average growth in other countries was 2.3 (WHO, 2009). The relations of malaria and economic can be thus captured. It is also possible that the malaria-economic status relationship is at least partly spurious, with the tropical climate causing poverty for reasons unrelated to malaria. There is causal link between malaria and underdevelopment much more powerful than is generally comprehended. Federal Ministry of Health in Nigeria (2007) has acknowledged that poverty itself can be held accountable for some of the malaria transmissions recorded in the poorest countries. In the other way round in which malaria impedes economic growth and aggravates poverty among people, the causal link is equally powerful. But based on recent economic studies, it is clear that even at $5/dose, there are not sufficient funds in the health sector of most malaria prone developing countries to cover the expected cost of malaria vaccination alone. What will happen is that elites will be protected and the disease will continue with the poor (WHO, 2010).

3. Methodology

Qualitative research was used for this to interview participant of the research in order to seek their perception and experiences about malaria and economic problems. Sekaran (2003) discourse that qualitative research design incorporate extensive use of verbal and developing full information on comparatively few cases. It is also provide accurate information from social event and picture conclusions from available data. The reason for qualitative study was to disclose and make details on the phenomena and to achieve in-depth understanding of the research subject. In this current study it was set to achieve in-depth understanding on the household economic situation and malaria cases in general in Zamfara state North West Nigeria. Semi-structure interview was used as instrument for this study. Interview was conducted with 10 respondents that participated in the study. Among the interviewee are household members across the state and some few malaria control stakeholders. Stakeholders that participated in the interview include staff from Zamfara state Roll Back Malaria (RBM) office, respondents from Non Governmental Organisations (NGOs) and respondents from community and household members were also interviewed respectively.

Interview Protocols: Designing interview protocols is very vital for researchers that are going for qualitative research method. The main of this is to guide the researcher to conduct the interview successfully without any difficulty. Therefore, some tips provided for conducting interview were adapted and strictly adhere by this study and they are as follows:

- Start with your script
- Collect consent form
- Use some types of recording device and only take brief notes so you can maintain eye contact with your interviewee
- Arrange to interview your respondents in a quiet, semi private place
- Be sure that both you and the interviewee block of plenty of interrupted time for the interview
- Have a genuine care, concern and interest for the person you are interviewing
- Use basic counselling skills to help your interviewees fell heard
- Keep it focused
- Listen, listen and listen
- End with your script.

Thematic Analysis: According to Ibrahim (2012) thematic analysis is a technique for classifying, evaluating, and exploring as well as reporting patterns in the data that simply classify and explained data in detailed facts. This process of thematic analysis involved the familiarising yourself with your data, that is transcribing data reading and re-reading. This is follow by generating initial codes in a systematic fashion across the entire data set, after that searching for themes by gathering all data relevant to each code, next is to reviewing themes checking in the themes work in relation to the coded, defining and naming theme and overall story the analysis tells; generating clear definitions and names for each themes and finally producing report (Ibrahim, 2012).

4. Findings and Discussion

Interview was conducted with malaria control stakeholders and members of the community on various ways people's economic condition and status contribute to malaria control in Nigeria. Among the participants interviewed was an NGO personnel working on malaria control activities in Zamfara state. The respondent stated that a lot of people in their community leave their children and other family members without treatment due to the poor economic condition and background. The responded mentioned that issue of poor economic background has greatly contributed in influencing people behaviour on treatment seeking. He stated that:

Economic condition has a lot of impact. Because economic status actually if you don't have the money you definitely that is why many people they are not afford to take their child to go, their sick people to hospital because of lack of money. So definitely they are living their children sick without taking them to any hospital or treatment. So actually economic status actually contribute. Some people actually even get to die without necessary action due to poor economic condition of our people. So actually poor economic status contribute.

In a very divergent view, a respondent from Zamfara state malaria control office stated that economic issue is not a subject of worry in respect to current malaria control programs in terms of control and preventive mechanisms due to the free distribution of malaria control and prevention commodities. The respondent averred that:

So you see as a result of availability of drugs, economic status is not an issue. But if let say there is no intervention it must be an issue. But due to the intervention of our collaborating agencies both at local and international level there is availability of control measures for the treatment and prevention of malaria. Those commodities are provided free at our facility centers. To my knowledge the issue of I don't have this or that to get malaria prevention or treatment may not even arise since those commodities are there and provided free.

Interview with old household respondent in the community stated during the interview that malaria is just a disease of the poor. According to him during the interview they are suffering with malaria just because they are poor. Because many of the people that are suffering from the disease are economically less privileged members of the society who are unable provide for their good shelter for protection against the mosquito and also who are not afford for the treatment of the disease when infected. To me poverty is the major cause of malaria, because poor people are more prone to it and lack resources to treats the infected person. For example I sleeps were mosquito is plenty because I am poor. All this dirt you see in our surrounding is places were mosquito breed and we have nothing to do. Some time when we are or some of the family or community member are sick we lack means for treatment. To me this is a serious challenge that we need not hide for our self. Interview with one respondent about the issue of contribution of economic factors on the malaria control among the community member informed to the researcher that issue of poor economic background is what sometimes make him to not going or taking his subject to the hospital for treatment or provide any alternative prevention. The respondent stated in his own words in the following statement:
Like me for examples believe me some time was just because I lack means to provide treatment for myself and my dependent is the reason for not seeking for the treatment. Because sometime I am even struggling for the food to eat. In that case I just leave every to God because I have nothing to do.

According to household respondent the issue of economic situation and background not only play a critical role to the contribution of malaria but as a sole reason dictating the prevalence of the disease within the community where he lives. According to the respondent during the interview poor household lack the purchasing power to provide for their family members the basic necessity of live including basic health provision. The respondent in his own words expressed during the interview that:
If you look at the bad economic situation of your people including myself you understand that is the genesis of health condition we found our self. Many of us in this community lack what is called basic things for life. We lack means to provide at least a minimum standard of living. So as result of our poor housing condition mosquito as an agent of malaria transmission must be available. As a result of our in ability to provided treatment to our self and family members when we are sick we must also faced with serious disease episode. We also lack ability to provide protection which consequently results to the prevalence. This finding is consistence with literature about the role play by economic factor to the prevalence and increases of malaria cases among poor household members. For example studies in many African countries show that poor children lack access to sleep under ITN and treatment. For example the Kenyan demographic and Health survey showed that less than 7 percent of children described as living in households at the lowest wealth index quartile, sleep under an insecticide-treated bed net, compared with 35 percent of children in the top wealth quartile households (Mugisha & Arinaitive, 2003). In Tanzania, poor children were less likely to receive anti-malarial febrile than children from wealthier families (Schellenberg et al., 2003).

In consistent with above findings another respondent from NGOs working on malaria control and prevention in Zamfara state informed to the researcher during an interview with him that, in the rural areas where majority of the population is concentrated are suffer most with different economic difficulty. The respondent lamented that those economic difficulties make it not possible for those societies to offer health prevention and treatment. According to him people in such areas has to struggle on daily basis for them to provide or supply the family on their consumption need. He stated that family facing such difficulty hardly to concentrate on providing health priority to their members. The respondent mentioned that:

You see that based on our regular visit and activities in areas of the state make us to understand the situation people are into with regard to economic problems and how those problems makes them to face many life challenges. You see many of them are struggling day by day to earn what to survive every day. We have contact with many of them and they told us the situation. And you know since we spend long time on that work help us to understand what happen since before they told us. So we just ask them to confirm.

Consistent with the above finding interview with household head member in Zamfara state reveal similar information on the poor economic situation and malaria cases. The respondent reveals that household in their area are facing with the problem of not providing adequate care of health needs of their people. He mentioned that this lack of economic means to provide health responsibility at time needed caused serious setback to the socio-economic of the people in the state. The respondent stated during the interview that:
Many of people here I am telling you are not quite enough to provide basic health needs to the people under his authority. As result you a lot of consequences are there. Because if somebody is sick suffering with illness such as malaria he need an urgent intervention, but if there is no intervention due one problem or the other like economic lacking you see you have nothing to do. The consequences was that the patient will continue to suffer and you as a household head and rest of the family members have no rest in mind till after he recover of whatever else.

Those finding shows that people in such areas are not are able to provide basic need provision including health services. This is consistent with FMH in Nigeria (2007) that poverty itself can be held accountable for some of the malaria transmissions recorded in the poorest countries. In the other way round in which malaria impedes economic growth and aggravates poverty among people, the causal link is equally powerful. In this case only those that are economically vibrant are able to be protected with malaria while those that are economically less privileged continue to suffer.

5. Conclusion and Recommendations

The result from the finding of this study reveals that community of this study leave their children and other family members without treatment due to the poverty and poor economic condition and background. It is also found out that economic difficulties make it not possible for those societies to offer health prevention and treatment as peoples in the area has to struggle daily to attained basic needs for survival. In general, poverty and economic situation and the people's background not only play a critical role to the contribution of malaria but as sole reasons dictating the prevalence of the disease within the community where those people are live. This study draws the attention of authority and government concern to implement the policies and programs that assist community to cater for basic social need like health prevention and treatment. There is need also to provide a comprehension health provision to the people because healthy society is among the basic focus need to ensure by any responsible government or authority. This study recommends further research using mixed method approach to validate and confirm the result of this study.

Reference

Abdullahi, A. A. (2011). Trends and challenges of traditional medicine in Africa. *African Journal of Traditional, Complementary and Alternative Medicine,* (5), 115-123.

Abdullahi M. (2013). North has highest maternal mortality rate. http://dailytrust.com.ng/Index.php/news/56765.north-has-highest-maternal-mortality-rate. Retrieved on 13/06/2013.

Acharya, I. & Acharya, J. P. (2013). Community medicine & health education disease occurrence and utilization of preventive measures in self- perceived cases of malaria, 3(3), 3–6. doi:10.4172/2161-0711.1000206.

Alaba, A. O. (2005). Malaria in children: Implication for the productivity of female caregivers in Nigeria. Selected paper for the 2005 annual conference of the Nigerian economic society.

Allen, E. N., Chandler, C. I., Mandimika, N., Pace, C., Mehta, U. & Barnes, K. I. (2013). Evaluating harm associated with anti-malarial drugs: A survey of methods used by clinical researchers to elicit, assess and record participant-reported adverse events and related data. *Malaria journal*, 12(1), 325. doi:10.1186/1475-2875-12-325.

Ansah, E. K., Reynolds, J., Akanpigbiam, S., Whitty, C. J. M. & Chandler, C. I. R. (2013). Even if the test result is negative, they should be able to tell us what is wrong with us: a qualitative study of patient expectations of rapid diagnostic tests for malaria. *Malaria journal*, 12(1), 258. doi:10.1186/1475-2875-12-258.

Coulibaly, D., Rebaudet, S., Travassos, M., Tolo, Y., Laurens, M., Kone, A. K. & Traore, K. (2013). Spatio-temporal analysis of malaria within a transmission season in Bandiagara, Mali. *Malaria journal*, 12(1), 82. doi:10.1186/1475-2875-12-82.

Federal Ministry of Health. (2007). National integrated maternal, newborn and child health strategy. Federal government of Nigeria, 2007.

Federal Ministry of Health. (2005a). National treatment guidelines federal ministry of health. Publication of the FMH, Nigeria, p.44.

Ibrahim, M. (2012). Thematic analysis : A critical review of its process and evaluation, (2011), International European Academic Conference Proceedings 8–21.

McMichael, A. & White, K. S. (2010). Climatic Change Impacts, Adaptation and Vulnerability of Malaria. England: Cambridge University Press.

Mugisha, F. & Arinative, J. (2003). Sleeping arrangements and mosquito net use among under fives (results from Ugandan demographic and health survey). *Malaria journal,* 5(3).

Musoke, D., Karani, G., Ssempebwa, J. C. & Musoke, M. B. (2013). Integrated approach to malaria prevention at household level in rural communities in Uganda: experiences from a pilot project. *Malaria journal*, 12(1), 327. doi:10.1186/1475-2875-12-327

National Population Commission and ICF Macro. (2008). Nigeria demographic and health survey 2008. Abuja, Nigeria, National Population Commission and ICF Macro 2009.

Odimegwu, C. O. (2007). Emergency obstetric conditions, health seeking behaviour and spousal role in south-west Nigeria: Mothers perspectives. Second research report submitted to program coordinator Takemi program in international health dept of population and international health Harvard school of public health Boston, MA, 2007.

Olusegun, O. L., Thomas, R. & Michael, I. M. (2012). Curbing maternal and child mortality : The Nigerian experience, 4(4), 33–39. doi:10.5897/IJNM11.030

Schellenberg, J. R., Victor, C. I. & Mushi, A. (2003). Inequities among the poor health care children in rural Southern Tanzania. Lancet.

Sekaran, U. (2003). *Research methods for business.* (4th edition). Hoboken, NJ: John Wiley and sons.

Wang, D., Xia, Z., Zhou, S., Zhou, X., Wang, R. & Zhang, Q. (2013). A potential threat to malaria elimination: extensive deltamethrin and DDT resistance to Anopheles sinensis from the malaria-endemic areas in China. *Malaria journal*, 12(1), 164. doi:10.1186/1475-2875-12-164

World Bank. (2009). Nigeria malaria prevention program in Nigeria aims at universal bed netcoverage.http://web.worldbank.org/WBSITE/EXTERNAL/COUNTRIES/AFRICAEXT/NIGERIAEXTN/0,contentMDK:22178832-menuPK::368902-pagePK:2865066-piPK:2865079-thesite PK:368896,00.html.

World Health Organization. (2013). The Africa Summit on Roll Back Malaria. WHO/CDS/RBM/2000 17. Geneva: World Health Organization.

World Health Organization. (2009). Nigeria Country Profile. World Malaria Report, 2009. Geneva: WHO.

World Health Organisation. (2008). Global tuberculosis control. WHO Report 2008. Geneva: WHO.

World Health Organization. (2005). The Economic Burden of Malaria: Evidence from Nigeria. Nigeria: World Health Organization.

World Health Organization. (2010). Global Report on Antimalarial Drugs Efficacy and Drugs Resistence: 200-2010. Geneva: World Health Organization.

World Health Organization. (1998). Roll Back Malaria: A global partnership. WHO, RBM Draft 1, 1998.

World Health Organization. (2010). A climate-based distribution model of malaria transmission in sub-saharan Africa. Parasitol, p. 105.

World Health Organization. (2006). Prompt and effective treatment. Africa Malaria Report. Geneva: World Health Organization.

WHO/UNICEF. (2005). Field guide for malaria epidemic assessment and reporting. Draft for Field Testing. Geneva: World Health Organization.

World Health Organization/UNICEF. (2003). Africa malaria report, 2003. WHO/CDS/MAL/2003, p. 1093.

World Health Organization. (2012). World Malaria Report Fact Sheet. World Health Organization.

World Health Organization. (2010). World Malaria Report 2010. Retrieved from http://www.who.int/malaria/world_malaria_report_2010/worldmalariareport2010.pdf

World Health Organization. (2011) Environment and health: Healthy environments for healthy people Available at:http://www.euro.who.int/en/what-we- do/health-topics/environment-and-health.

World Health Organization. (2009) Nigeria country profile: World malaria report 2009. WHO Geneva.

World Health Organization. (2008). WHO, world malaria report 2008. World Health Organization WHO/GMP/2008.1.

WHO/UNICEF. (2005) Field guide for malaria epidemic assessment and reporting. Draft for Field Testing Geneva; World Health Organization.

Jornal of Social and Development Sciences (JSDS)
Vol. 6, No. 2, June 2015 (ISSN 2221-1152)

Developing Islamic City through Network-of-Mosque (NoM)

Ammar Ihsan Nasution, Abdul Rahman Ahmad Dahlan, Ammar Ihsan Nasution, Muhammad Iqbal Husaini, Mohamed Hassan Ahmed
International Islamic University Malaysia (IIUM), Malaysia
erecsson20@yahoo.com

Abstract: Learning from the history, our prophet used mosque to provide many activities and served as community centre for the purpose of society welfare. Today, we can find the mosque everywhere but its function were limited and only used for religious and spiritual purposes. Thus, this conceptual program will develop the Islamic City through Network of Mosque. Network of Mosque can be used to create centre for transformation which can provide the services to the society. These services will include community classes, zakat collection and distribution, halal certification, and eating place for the hungry and needy. This conceptual program introduces to improve the quality of service through strategic partnership between government, industry, and society which will result to raise the entrepreneurs and lead to the prosperity. This program offers Quadruple Helix Model (QHM) which involves the Government, Academia, Industry, and Citizen as the main actor for this program. Nine blocks of Business Model Canvas (BMC) framework and Literature Review used as the methodology for this paper. To achieve its goals, this program collaborates and synergize with the Whole of Government (WoG). The findings of this paper show that the Mosque can facilitate and serve the society better by harnessing Network of Mosque, which guide to the developing Islamic City.

Keywords: *Islamic city, Network of Mosque, Business Model Canvas, Society welfare, Quadruple Helix Model*

1. Introduction

Today, people use mosque only for the purpose of Ibadah. But, we realize that Network of Mosque (NoM) has a great potential to improve social welfare for the society who live around the mosque. By harnessing Network of Mosque (NoM) we can help the people to save time without having to go to a government or industry building. Mosque committee will provide many kind of service such as for marriage class and education, hajj and umroh training, waqaf and zakat collection and contribution, Islamic learning, and more. Based on the Office for National Statistics (ONS) (Measures of National Well-being, 2014), there are ten factors to consider in order to measure the national wellbeing. From their graphic, health is one of the factors that are important for national wellbeing. From ONS National wellbeing graph, health, personal wellbeing, relationship, and education and skills are some of the factors that we need to understand. And Islamic city program can help the government to improve the national wellbeing from these factors. Islamic City developed to create the wellbeing for society. One of its programs is to provide medical service that will benefit for society's health and helping the government in providing the medical treatment to the society (Portal resmi Kementrian kesehatan Malaysia, 2014). Islamic city developed using Network of Mosque that will create the better relationship to the people around the mosque. Personal interaction between the society and committee can bring the positive impact and satisfy the customers (Azam, 2013). In education sector, Islamic City has a program to educate the people. Islamic city provide an online and offline class for Muslim and Non-Muslim society. Moreover, Islamic city developed to help people in their activities. With Islamic city, the personal wellbeing can be improved to create the happiness in the society.

Program Background: This paper proposed the developing of wellbeing by creating Islamic city harnessing of the Network of Mosque (NoM). Through our program we are trying to make a lot easier for the people. We propose Mosques to be our center services. Since we can find mosque everywhere, than we can provide many activities that can help more people. The focus targeted audiences of this program are all the people who live around the mosque interfaith everyone. This program has the potential to provide quality services for the society and improve the level of awareness's of the society. This can be achieved by providing certain services and programs, namely: marriage class and education, hajj and umroh training, waqaf and zakat collection and contribution, Islamic learning. This program synergize with the Whole of Government (WoG), where similar/related/cluster of government agencies collaborate to achieve the goals (Habiba, 2013). Besides that, this program also offered Quadruple Helix Model (QHM), which is a concept in innovation research that that

integrates Government, Academia, Industry & Citizen/Community (Ania, 2013). Islamic city project provides services to help the Muslim society, these services include immigration problems and counselling, legal advice, marriage counselling, marriage arrangement counsellor and setter-up information, family planning advice, making the Muslim communities aware of help and opportunities available for them, have some sort of facilities to the help the destitute, temporarily homeless. We also try to organize a group of people for welcoming visitors to the mosque and advertising mosque functions to the community. Then we can reach our vision as the religion of "Rahmatan Lil Alamin" (mercy to all mankind).

Program Objectives: The main objective for this paper is to propose the creation of Islamic city to create the wellbeing for society. Islamic city defined as a city where the communities are well advanced in terms of education, economic, services and social lives according to Islamic traditions (Rabah, 2002). By harnessing Network of Mosque (NoM) we can help the people to save time without having to go to a government or industry building by providing the service for them. Mosque committee will provide many kind of service such as for marriage class and education, hajj and umroh training, waqaf and zakat collection and contribution, Islamic learning, and more. Islamic City can collaborate with Lembaga Tabung Haji to provide the hajj, umroh and other Islamic activities (Bimbingan – Lembaga Tabung Haji, 2014). These can make the Muslim society more convenient on performing their obligation as a Muslim. As we know, almost all of the services that have been mentions are very rare to be seen at the similar place/centre, the Muslim society might spent a huge cost to reach each of the service. This is an opportunity for the Muslim to centralize all of the Muslim activities in one place as we call it as an “Islamic City”. In Islamic city, Islamic scholars around the world are encourage to be contributed in Islamic city in order to give sermons for people who are needed or lack of Islamic knowledge. This Islamic city can be accessible all over the world but also played a very important role in spreading Islam and also to clarify the misconceptions of non-Muslims about true of Islam.

This project will bring the wellbeing to the society. This program offers Quadruple Helix Model (QHM) which involves the Government, Academia, Industry, and Citizen as the main actor. It will cooperate with a government institution such as Jabatan Kebajikan Malaysia (JKM), Ministry of Health Malaysia (KKM), Jabatan Kemajuan Islam Malaysia (JAKIM), and Tabung Hajj department of Malaysia. Besides, this program will collaborate with hospitals and clinics in Malaysia to provide and improve the health service to the society. For event development, this program will include the public company such as wedding event organizer that will help society in managing and organizing the wedding activities. For educational cluster, this program will collaborate with universities in Malaysia and the society experts who want to be volunteers. As the main actor in this program, mosque committee has a significant impact to handle the program through the network of mosque.

2. Literature Review

The world mosque or masjid taken from Arabic language which is sujud (sajada). It means the devoted, loyal, and with bowed heads with full of respect and reverence. The mosque use for many function, not only for worship but also to seek for knowledge, Muslim centre activities, as well as the centre developing economic of the ummah. According to Omar Bakri (Muhammad, O. B, n.d.) on his book The Role of Mosque explained that in the prophet time, there are 20 activities/tasks which we expect from the mosque. Some of the activities that expected from the mosque are the mosque as the Judiciary Court, the mosque as the headquarters of the Islamic State's supreme leadership, the mosque as a section of the Department of Information and Culture, the mosque as the University for Learning and Teaching, the mosque as the platform for oratory, eloquence and poetry, the mosque as the hospital where casualties of war are treated, the mosque is a home and refuge for the poor, needy and the travellers, the mosque as an eating place for the hungry and the needy and the Mosque as a place for consultation and exchanging views. From the points above, only few activities that handled by the mosque in this time. Today, the Mosque do not act as the Muslim centre anymore, Muslim uses mosque as the place for religious practices only. We as Muslim should expand the culture of the Mosque based on the prophet era, as a key role of Muslim activities. We need to return the Mosque to its original function.

In this globalization era, we may utilize the Mosque as the Muslim centre in order to develop Islamic country. We can have many Islamic activities that can be handled in the mosque. These activities can be implemented

in different program. We can harnessing the Network of Mosque to establish the Mosque as a centre of education, marriage course, zakat collection and distribution, Umroh and Hajj training, halal certificate distribution, Islamic seminars, and providing other value-added services to the people who live around the mosque. But, in order to develop Islamic city, all stakeholders must give its contribution including Government, Mosque committee, company, and the society (Habiba, 2013). Then, we can improve the social welfare for those people who live around the mosque. In Malaysia, Urban Transformation Centre or UTC becomes one of the good examples to improve the social welfare for people around him. UTC is one of the government effort and initiatives providing the urban community with key government and private sector services under one roof. With UTC, people around can come for many activities. The services that UTC provides are, National Registration Department, MyEg, Public Transportation Commission (SPAD), Immigrations Departments, Department of road transportation (JPJ), Lembaga Hasil Dalam Negeri (LHDN), and Companies Commissions of Malaysia (Treasury-UTC, 2012). The main purpose of UTC is to provide the business service centre that brings the social welfare to the society. Based on the News Strait Times dated 6 of August 2014, the government targeted 123000 business registrations for the Goods and Service Tax (GST) which bring the social welfare for those who life around UTC(Dasspetaling, 2014).

Currently, the coverage of UTC is still not nation-wide. Thus, the researcher suggests the Network of Mosque as the solution to improve the social welfare because we can find the mosque even in remote areas. We can use this network to develop Islamic country that will served the Ummah better just like what the sahabah did in the prophet era. We can also can learn from Smart city concept. Smart city is the concept is really a framework for a specific vision of modern urban development. Smart city recognizes the growing importance of information and communication technologies (ICT) as drivers of economic competitiveness, environmental sustainability and general liveability (Alcatel-Lucent, 2012). Smart cities are expected to be the key to combine a sustainable future with continued economic growth and job creation which also bring the welfare to the society. The main purpose of Islamic city is to establish a "user-driven" based development model to enhance the community quality of life. Islamic City project combines and merges government agencies services and voluntary services in an easy way, saving money and time. Islamic City project will connect all the Mosques in Malaysia through Network of Mosque (NoM) and provide Services for the Society. As we can find mosques almost everywhere in Malaysia, we decided to use NoM to create an Islamic city which the basic services will be delivered through it. The activities that will be served in the Islamic city project through the Network of Mosque are:

Community classes: Community classes' purposes to educate people become better. This will help Muslim youth to learn how to read the Quran, learn about Islamic history, manners and Etiquettes, traditions of the holy prophet (SAW), Fiqh as well as memorization of the Quran. And for the Non-Muslim, they may joined the language class. So, they can learn English and Arabic language that can be benefit for their future. We can have Muslim communities who are fluent in Arabic and English to teach them. Furthermore, we also have special classes for Elders women and men separately. As the fact is, that in our societies we find many elders who cannot even read the Quran. We will provide special classes teaching how to read the Quran properly and memorizing the small surah's of the Quran so that they can read in their prayer. This will also help the elders invest their time in a good matter and gives them the opportunity to meet each other and strengthen the bond of Muslim hood. All the teaching services mentioned above not only for the Muslims. We will also encourage and welcome the non-Muslims to join these classes. This can be a good example of Da'wah.

Marriage-related services: Marriage is the Sunnah of our prophet. Based on themalaymailonline.com dated march, 3rd 2014 there are 148,806 Muslim marriages in 2012, according to the Department of Islamic Development Malaysia (JAKIM) and a total of 65,993 marriages were registered in 2012 (Su-lyin, 2014). This number shows that there are the significant numbers of marriage in every year. With Islamic City, we can help people who want to get married by providing marriage service. These services include marriage registration, certification and wedding event. For marriage event, NoM will also cooperate with other wedding organizer. Besides, Islamic City also provide birth certification and marriage consultation.

Zakat and Waqaf collection and distribution: Zakat is the practice of taxation and redistribution, including benefits paid to poor Muslims, imposed upon Muslims based on accumulated wealth. It is obligatory for all who are able to do so, and it is considered to be a personal responsibility for Muslims to ease economic

hardship for other Muslims to eliminate inequality among followers of Islam (Wikipedia, 2014). As the centre of Muslim community, Zakat can be collected through the mosque and it can distribute to the needy people around the mosque. This benefit will bring the wellbeing to the society who live around the mosque because the mosque committee know who are the needy and can distribute it to the right people.

Promoting Halal Product: Network of Mosque unable us to distribute and promote the halal product easily. One of the conceptual solutions for promoting halal product via Network of Mosque is an eHalal4All Program which aim to raising the economic and social status of rural communities/entrepreneurs in Sabah, Malaysia (Rahman, 2014). We can cooperate with JAKIM in order to succeed of their program in promoting Halal Product (Bantuan Kebajikan – Jabatan Kebajikan Masyarakat Malaysia, 2014). Thus, it can improve the wellbeing for the society.

Sermons and Islamic lecturers: As the centre of Muslim society, Mosque can be used to spread Islamic value. One of the ways to spread Islamic value is through the lecturer and sermons. Mosque also can be used as the place for those who want to convert to Islam, and people who just converted to Islam can present in Islamic lecturer and learn basic Islamic activities such as how to perform wudhu, prayer, and so on.

Umroh and Hajj learning: With harnessing the Network of Mosque, government can easily manage and monitor the people who intent to perform Umroh and hajj easily. Mosque committee can cooperate with Tabung Hajj for Umroh and Hajj learning activities. It included the registration of Hajj and Umroh, the seminar about Hajj and Umroh, learning and guidance and counselling about Hajj and Umroh. Besides that it also helps the people to apply for passport, health test, payment of the costs, and the updated information about hajj.

Medical centre: Based on the WHO Statistics, Malaysia has a big number for the total expenditure on health per capita in Malaysia which is $692 (WHO Malaysia, 2012). With this conceptual solution, mosque can be used as the medical centre. Thus, Muslims without insurance or those who are in need of emergency help can receive treatment. It can be conducted by cooperating with the minister of health Malaysia and the nearest hospital to the mosque. With Network of Mosque, people can save their time and money because they do not need to go further if they need any treatment.

Home for the disable, needy, and traveller: Jabatan Kebajikan Masyarakat (JKM) declared that one of their objectives is to help the disable people (Bantuan Kebajikan JKM, 2014). With network of Mosque, we can cooperate with JKM to provide the home for disable people and needy. Not only that, mosque can be used as the home for travellers, especially for those who spread the Islamic messages (da'wah).

Eating place for the hungry and needy: Today, Malaysian government concerned and makes the poverty eradication as one of the primal priority (Rahman, 2014). In Islamic city, we can help government to control and help the disable, hungry and needy people. Based on the Department of Statistics Malaysia, the poverty rate went up from 3.6 percent in 2007 to 3.8 percent in 2009 while the hardcore poverty rate remained at 0.7 percent (Suara Sarawak, 2012).Thus, by utilizing the network of mosque the Islamic City can collaborate with government institution like JKM to feed the disable, hungry, and needy people. People may also give their Sadaqah to the mosque to feed the needy. Moreover, we may have the fasting and future together as the weekly agenda in the mosque so that we can help the people around us.

Figure 1: Islamic City Portal (Homepage)

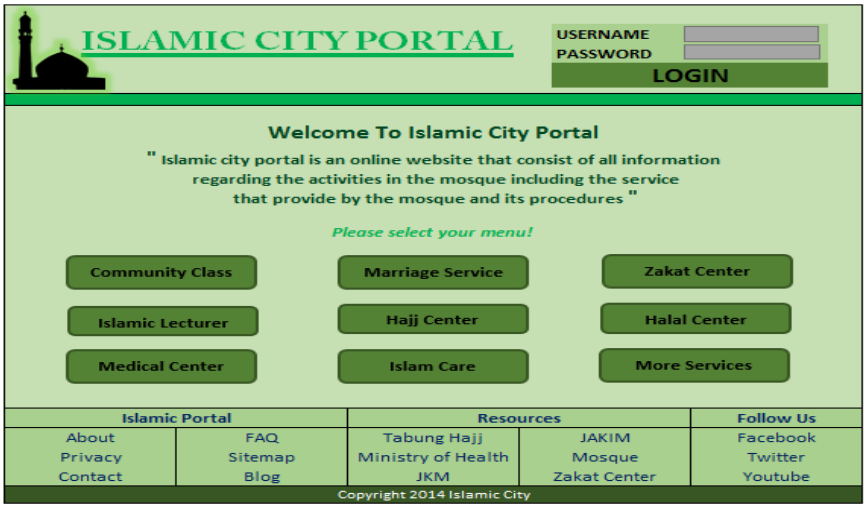

Figure 2: Islamic City Portal (Menu Page)

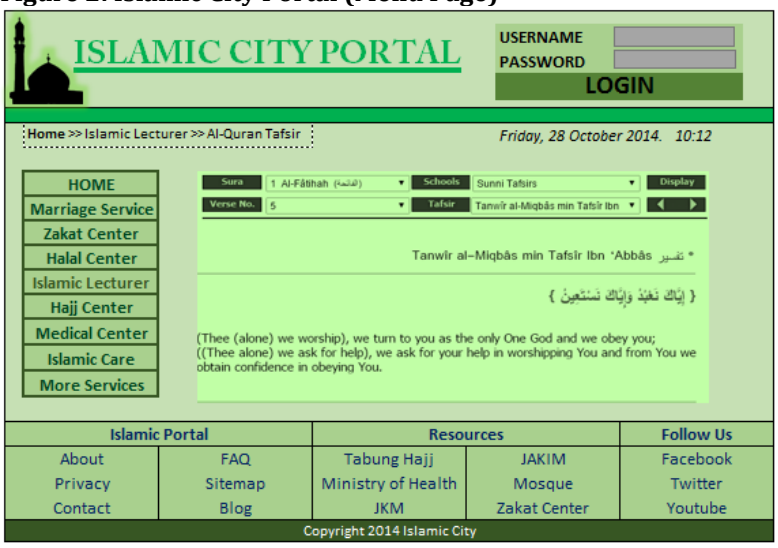

Islamic city portal: Islamic city portal is an online website that consists of all information regarding the activities in the mosque including the service that provide by the mosque and its procedures. With Islamic city portal, people can get and update any information directly through their gadget. Islamic portal also provided articles that can be read for free by visitor. Moreover, it also has an online learning that provided to the people who want to learn Islam via internet. People must pay subscription fees in order to get these features. The ten activities above can improve and guide to the wellbeing of society. With network of Mosque, it is not impossible to develop Islamic City. The current and future trend of people to come to the mosque at least for performing five times prayers. At this five times, people come and gather to perform Islamic rituals. And people gathering may have a great potential, not only for silaturrahmi but also to build and improve their life. Mosque that build in the centre of the city or village and can be used as central of activities because of its strategic location. With Network of Mosque, we can provide more service and activities to the society around the mosque. Then, we can improve the wellbeing of the society.

3. Proposed Conceptual Solution

In order to create the Islamic city, we can utilize the use of Network of Mosque to develop wellbeing to the society. Ibnu Khaldun as one of Islamic Scholar states that entrepreneur is seen as a knowledgeable individual and is instrumental in the development of a city-state where enterprises will emerge (Mervyn, 2007). We can

practice this concept to the network of mosque to improve our social welfare. Managing and creating the Mosque as the Community center can help people in many activities. Moreover, people can find the mosque everywhere which will reach more targeted audience that will cover more people in the society. In Islamic City, we also come with an online portal that include all information and activities that related to the Islamic City activities. This portal will help people to view and get the updated news about the mosque and its activities. It will include the procedure to apply marriage certificate, halal promotion, and Learning material. Also it will display the event that will be hold by the mosque committee such as seminar information and wedding event. Not only that, it also will include the khutbah, Islamic teaching, and Islamic articles that can be read by the society for free. The society can also do an online consultation via Islamic city portal. Thus, it can develop the wellbeing of people and make society's activities become easier. In order to achieve its goal, this program will collaborate with many government agencies including Islamic Department of Malaysia, Ministry of Health Malaysia, Jabatan Kebaikan Masyarakat Malaysia, and Tabung Haji Malaysia. Also it will collaborate with the university and academia in order to provide Islamic activities such as sermons and Quranic learning. In industry and Malaysian company, this program also collaborates to achieve its goal as Islamic City, such as a wedding organizer. Mosque committee plays an important role in Islamic City. They will handle the activities with collaboration with the government, industry, academia, and society who will use the system.

Figure 3: Business Model Canvas (BMC) for Islamic City Program

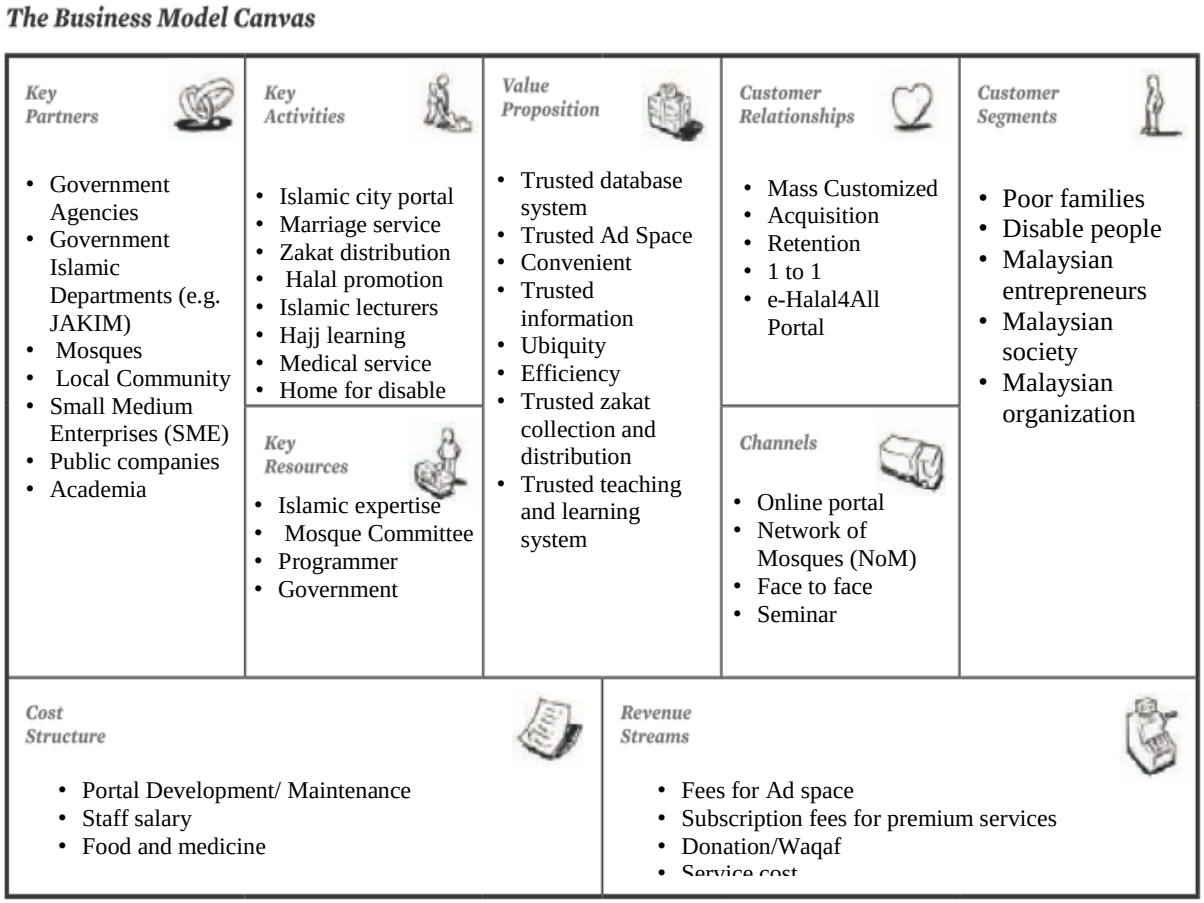

Customer Segments: The Customer Segments is the society or the organization that involves and has a contribution in developing Islamic city. The customer segments included:

- Poor families
- Disable people
- Malaysian society
- Malaysian organization/companies
- Malaysian entrepreneurs

Cost Structure: The Cost Structure is the cost amount that must be paid from the activities that utilized during developing Islamic city. The Cost structure included:

- Portal development and maintenance.
- Staff salary
- Food for the poor and needy
- Seminar cost
- Medicine

Revenue Streams: The Revenue Streams is the revenue that generates from the customer to cover the cost structure in developing Islamic city. The revenue streams included:

- Service fees for marriage and hajj program
- Proposal funds from the government
- Freemium service for Online Islamic lecturers and learnings
- Subscription fees for those who want to subscribe to an online learning, such as the subscription fee for those who want to get the weekly Islamic courses through Islamic portal website.
- Booking fees for those who want to book the mosque facilities such as for wedding party
- Advertising fees for advertisement that related to Islamic City
- Seminar fees for those who want to join the seminar
- Donation and Waqaf from the society.

Key Partners: The Key Partner describes the people or group of people who that act as partners order to run the Islamic City Program. The key partners include:

- Public company such as wedding organizer in Malaysia to organize marriage related activities.
- Tabung Hajj department of Malaysia for Hajj and Umroh program
- Society that want to be volunteer
- Mosque committee
- University in Malaysia for running the community class and educational program
- Hospital in Malaysia for treatment and medical related activities
- Ministry of Health Malaysia for medical related activities
- Jabatan Kabajikan Masyarakat (JKM) for organizing the home for disable and needy activities
- Islamic Department of Malaysia such as JAKIM to qualify the application of Halal certification

Key Activity: The Key Activities is the main activities that provide in Islamic City to develop the wellbeing to the society. The key activities included:

- Provide Community classes
- Provide Marriage service
- Collect and Distribute zakat and Waqaf to the right people.
- Provide Halal certification
- Provide Sermons and Islamic lecturers
- Provide Umroh and Hajj learning
- Provide Medical service
- Home for the disable, and needy
- Eating place for the hungry and needy
- Provide Islamic city portal

Key Resources: The Key Resources describes the most necessary assets required to process Islamic City Program work. The key resources such as:

- Islamic expertise on marriage, hajj, zakat and knowledge of Islam.
- Tabung haji is required in order to support the financial of candidate of hajj
- Companies that can provide the weeding party
- Programmer that can build an Islamic city portal
- Islamic department of Malaysia (JAKIM) for collaboration in Islamic related activities
- Jabatan Kebaikan Masyarakat (JKM) to support the home and eating place for the needy
- Ministry of Health Malaysia (KKM) to collaborate in the medical center program

Value Preposition: The Value Propositions is the value of the services that provided in the Islamic society in order to satisfy the customer. The value prepositions included:

- Convenient and customer can save their time
- Trusted zakat collection and distribution
- Trusted database system
- Trusted ad space
- Trusted information distribution
- Trusted teaching and learning system
- Ubiquity, because people can find the mosque everywhere and at anytime
- Efficiently in processing marriage because we are providing almost all of the services which are the regulation of marriage in Malaysia such as HIV test, Seminar, Wedding.

Customer Relationship: The Customer Relationships is the type of relationship that used in the Islamic city Program. The purpose of this program is to provide the efficiency of different aspect of activities, including marriage, umroh, hajj, learning, waqaf, zakat and other related activities for the Muslim society.

Channels: The Channels are the parties that communicate in Islamic city program in order to achieve its Value Proposition. The Channels included:

- Network of Mosque
- Islamic City Portal
- Face to face
- Seminar

4. Conclusion and Future Works

In the prophet era the utilizing of mosque not only for Ibadah but also for spread knowledge and dakwah. Nowadays, the function of mosque is not well optimized like in the during the prophet era. To improve the function of Ibadah, mosque also can be used as a centre of Islamic activity. Mosque not only utilized for Ibadah but also for the activity that can help ummah which spreading knowledge, contribution of Zakat and many others. In order to reach the Islamic city, the Network of Mosque is one of the ways that can be used. In Islamic City, we also come with an online portal that include all information and activities that related to the Islamic activities. Indeed, another program and tools also can be added for future works for example, in order improve the development of Islamic city we might also utilize social networking as a media of communication. Islamic City program should provide video, cassette and CD libraries, with equipment to use them. This is a very important facility that every mosque should have. Another future work suggestion could be providing shelters for the visitors. Moreover, provide Muslim shop, where they can find Islamic Books, clothes, Islamic decorations. It would be a great idea if a Muslim Bookshop, cafeteria, and Halal food-store could be incorporated into the areas around the mosques.

References

Alcatel, L. (2012). Getting Smart about Smart Cities. Boulogne-Billancourt, Frence: Alcatel-Lucent.

Ania, F. (2013). Quadruple-Helix and its types as user driven innovation models. Triple Helix International Conference 2013

Azam, A. (2013). Financial Management Practices of Mosque in Malaysia. *GJAT Malaysia*, 3(1).

Bantuan Kebajikan – Jabatan Kebajikan Masyarakat Malaysia. (2014). Retrieved October 05, 2014, from http://www.jkm.gov.my/content.php?pagename=bantuan_kebajikan.

Bimbingan – Lembaga Tabung Haji. (2014). Retrieved October 06, 2014, from http://www.tabunghaji.gov.my/web/guest/bimbingan.

Dasspetaling, F. (2014). Govt targets 123,000 GST registrations. Retrieved from September 28, 2014, from: http://www.nst.com.my/node/20626.

Habiba, D. (2013). MyMosqueNet2Cloud Collaborative System: A network of mosques towards eradicating poverty in Malaysia. *American Academic & Scholarly Research Journal*, 5(5).

Measures of National Well-being. (2014). Retrieved October 13, 2014 from http://www.neighbourhood.statistics.gov.uk/HTMLDocs/dvc146/wrapper.html.

Mervyn, K. (2007). Handbook of Islamic Banking. Northampton, USA: Edward Elgar Publishing

Muhammad, O. B. (n.d.). The Role of the Mosque. Al-Muhajiroun Publications.

Portal resmi Kementrian kesehatan Malaysia. (2014). Retrieved October 06, 2014, from http://www.moh.gov.my/index.php/pages/view/137.

Rabah, S. (2002). Foundation for Science Technology and Civilization: Introduction to Islamic city. Manchester, United Kingdom: FSTC Limited.

Rahman, A. (2014). Holistic Development of Human Talent – Leveraging On EMaarah Tuition Program through the Network of Mosque (Nom). *IOSR Journal of Research & Method in Education*, 4(3), 60-68

Rahman, A. (2014). Enhancing Societal Wellbeing and Wealth Creation - Sewing Skills Programmed. *IOSR Journal of Humanities and Social Science*, 19(5), 117-122.

Suara Sarawak. (2012). Retrieved on 2014, November 5. from http://www.barubian.net/2012/07/malaysia-suffers-first-rise-of-poverty.html.

Su-lyin, B. (2014). One divorce in Malaysia every 10 minutes. Retrieved October 08, 2014, from http://www.themalaymailonline.com/malaysia/article/one-divorce-in-malaysia-every-10-minutes

Treasury-UTC 2013 [Brochure]. (n.d). Kuala Lumpur, Malaysia: UTC Center.

WHO Malaysia. (2012). Retrieved 2014 November 5 from http://www.who.int/countries/mys/en/.

Zakat (n.d.). In Wikipedia. Retrieved October 08, 2014, from http://en.wikipedia.org/wiki/Zakat.

Jornal of Social and Development Sciences (JSDS)
Vol. 6, No. 2, June 2015 (ISSN 2221-1152)

The Analysis of Working Capital Financing Sources (A Study on Large Red Chili Farmers in Sempu District, Banyuwangi Regency)

Isti Fadah, Muhammad Abdul Gofur
Economic Faculty University of Jember, Indonesia
istitatuk@yahoo.co.id

Abstract: Large red chili farming is a farming that has an important role in Indonesian economic development. The appropriate selection of working capital financing sources will be able to maximize the business profit for farmers. Therefore, it is important to carry out an effort in order to increase the profit and to minimize the risk of loss. The purpose of this article is to find out the working capital financing sources of large red chili farmers based on their perspectives. The type of research applied is descriptive qualitative. The selection of the informants is conducted by using purposive snowball method. The data analysis method consists of four steps: data collection, data reduction, data presentation, and conclusion. The study concludes that most of large red chili farmers in Sempu use a mixed working capital financing sources. They combine self-financed working capital with working capital obtained from middlemen. Meanwhile, the alternative sources are obtained from cooperatives and other non-formal funding sources.

Keywords: *Working capital financing, working capital sources, large red chili farmers*

1. Introduction

Indonesia is well-known as an agricultural country. It means that the agricultural sector plays a role in the development of the national economy. Briefly, the role of the sector is reflected through its contribution in the national Gross Domestic Product (GDP) establishment, employment extension, agricultural products export and other benefits given to the country in fulfilling the food supply. The agricultural sector in Indonesia includes the food crop subsector, horticulture, fishery subsector, livestock subsector and forestry subsector. One of agriculture subsectors, namely horticulture, is a potentially growing subsector in Indonesia that can also be exported overseas. Java is the largest horticultural producer in Indonesia, especially East Java. One of the regency contributing in meeting the needs of horticulture in the East Java province is Banyuwangi. Geographically, Banyuwangi is a fertile area and has a great potential in improving the development of agricultural products. Almost all agricultural commodities, especially food crop and horticulture can grow and thrive. Supported by the abundant natural resources and high market demands, horticulture becomes a high-valued product, and horticulture business becomes a source of income for farmers and other businesses from small to large scales in most of areas in Banyuwangi. Not surprisingly, due to the contribution, Banyuwangi has often become the barometer of the horticultural development in provincial and national level (http://www.banyuwangikab.go.id/page/bda/pertani an.html).

The data taken from the Department of Agriculture, Forestry and Plantation in Banyuwangi shows that in 2012, chili pepper became the greatest commodity with 2,787 ha harvest area and 18,909.80 tons production rate. The second largest commodity is large red chili with 1180 ha harvest area and 10,877.20 tons production rate. Meanwhile, radish became the smallest commodity with 4 ha harvest area and production rate that reached 32 tons. Based on the data, chili is still the reliable commodity for farmers in Banyuwangi (http: // www. Bpskabupatenbanyuwangi.com). Large red chili is one of horticultural crops often grown by farmers. Chili is also one among many agricultural commodities that become the major concern. This is because chili is a leading commodity that has economic value, and is largely cultivated in Indonesia. Red chili is widely used as a raw material in processing industries (pharmaceuticals, food and cosmetics). Red chili is also required for export purposes. Indonesia exports it in the form of fresh red chili and powder. In the international level, Indonesian chili production reaches 1,332,360 tons per year and it is still a level below Turkey that produce 1,986,700 tons per year, Mexico that produce 2,335,560 tons per year and China whose total production amounts to 13,189,303 tons per year. Based on that fact, farmers in Banyuwangi are interested to plant large red chili as their farming and business opportunity.

In general, most of large red chili farmers in Banyuwangi are small-sacle farmers who have farming land area of less than 1 hectare. The main problem that normally happens to small farmers is the lack of working capital for their farming activities. Working capital, both funds and producing infrastructure are highly influential to the process of agricultural productivity, especially for farmers who do not own working capital. In terms of working capital, chili farming requires a large number of working capitals. Economic principle applies here. That means a greater working capital, will not only generate a greater income, in accordance with the issued working capital, but also face a higher risk in running a farm. According to Kadarsan (1992: 4), agribusiness company fund has a very important role in the economy as a whole. Agribusiness fund will be related to the farmers' ability in the provision of working capital, the use of working capital, and the supervision of the use of working capital. According to Daniel (2002: 56), the soil is a key factor in agricultural business. The level of the business is also determined by the extent of land under cultivation. The production process can run smoothly and profitably if other factors can be overcome. Working capital adequacy affects the accuracy in the use of income, while lack of working capital leads to lower accepted results.

Ahmad (1997: 6) states that the size of working capital needed by a company is strongly influenced by the frequency of the company's activities. However, one thing that should be taken into account is that the size of working capital and the results of productivity must always be in balance. If the working capital is too small, the productivity will not run, and vice versa, if the working capital is too much then it will be inefficient. The definition proves that working capital is the most important component in agribusiness financing, particularly for large red chili farming. Sufficient working capital and good management will yield maximum profit. Working capital will be influential in a business operation from the beginning to end. Working capital is needed in the operational activities, not only in manufacturing sector but also in agricultural sector. For that reason, working capital is essential to all business sectors. Not only the working capital factor is to be considered, but other factors playing a role outside the business also need to be taken into to maximize the profits of farming. Natural factors are other factors that cause uncertain benefits for farmers in every season. This study was conducted to analyze the working capital of large red chili farmers, so it can be used as an evaluation for farmers and also can be used as a consideration for the selection and investment decision for the next season.

2. Methodology

The Study Design: This study is a descriptive qualitative research conducted to figure out a reality based on a phenomenon that occurs by using the perspectives of all parties involved either from the inside to outside or vice versa from the outside to inside (Jonker, 2011: 71). The study was conducted in Sempu district, Banyuwangi where the objects of research, which are the large red chili farmers, live.

The Types and Sources of Data: The data used in the study are primary and secondary data. The primary data is obtained from direct and in-depth interviews about the sources of working capital and the impacts on large red chili farmers in Sempu, Banyuwangi. The secondary data in the study is the general overview of Sempu where the large red chili farmers that become the informants of this study settle.

The Social Situation and Informants: This study was applied to large red chili farmers. Large red chili farmers are people who farm large red chili in their own or rented land. The object of this study is the large red chili farmers did the farming in 2013 and 2014. The purpose of the object selection is to obtain a variety of information and to describe each state of the growing season. The key informants in this study were selected based on purposive snowball sampling. Meanwhile, the explanation and the informant criteria are as follows:

- Large red chili farmers
- Inhabitants of Sempu district in Banyuwangi
- Farming in the central area or at least producing large red chili
- Having farmed large red chili farming for more than 2 years or done more than 2 times planting between 2013 and 2014.

The Data Analysis Methods: This study is a qualitative research. The data analysis in a qualitative research is carried out during the time and after a certain period of time the data collecting takes place (Sugiyono, 2014: 91). Based on Miles and Huberman's model, the steps of data analysis in this study are conducted within four stages, namely data collection, data reduction, data presentation, and conclusion.

3. Result

The Definition of Working capital: All informants have given their opinions on the meaning of working capital in accordance with the informants' perceptions as large red chili farmers. Based on the result of interviews with the informants, it is concluded that working capital is a working capital that is used by farmers to finance the large red chili cultivation from the early planting time to the harvest time. According to some informants working capital is also defined as money and land.

The Working capital Funding Sources: The research result empirically shows that the working capital used by the informants comes from their own working capital, middlemen, or cooperatives. Most informants tend to combine and use more than one working capital funding sources. The models of sources combination used by red chili farmers in Sempu, Banyuwangi vary in number. It can be observed from the results of interviews about the combination of working capital resources used by farmers. As it is stated by the informants, it is considered that the most beneficial combination model of working capital funding sources for farmers is the combination between self-working capital and working capital gained from outside sources namely cooperatives or middlemen. However, most informants tend to combine their own working capital with the one from middlemen more often.

The Alternative Working capital Financing Sources: The alternative working capital funding sources chosen by the informants are various, ranging from formal sources like banks and cooperatives to informal sources, such as neighbors or middlemen. All the alternative sources selected by the informants are considered beneficial for farmers, and middleman is the alternative source that the informants tend to choose the most.

The Positive Impacts of Working capital Financing Sources: The interview results indicate that the positive impacts obtained by the farmers in choosing the appropriate working capital funding sources vary according to the selected sources. The positive impact derived from self-funding source is the quick fulfillment of working capital, without any monthly load/charge, and the fully-advantageous gain. The positive impact for the farmers offered by formal institutions (cooperatives) is the rapid process in obtaining working capital fund without any complicated administration affairs, beside the compliance on individual confidentiality and the tolerance on late-payment interest charges. Meanwhile, most farmers who received working capital from non-formal institutions (middleman) gain positive impacts, such as the long-term period of loan payment, the absence of collateral, and the share of risk.

The Negative Impacts of Working capital Financing Sources: The informants have also given their opinions on the negative impacts of each working capital financing source for large red chili farmers. According to the informants, the negative impact of self-funding source for the farmers is that they will have to bear losses on their own. Formal institutions such as cooperatives or banks will charge interest expenses that must be paid in a certain frame time. Meanwhile, the negative impact of informal sources like middlemen is the low selling price as a consequence under an unwritten agreement. It is concluded that working capital funding sources selected by the chili farmers offer both advantages and disadvantages for them.

Discussion

The Working capital Funding Sources for Large red chili Farmers: Based on the interviews with 15 informants, it is noted that the working capital funding sources selected by large red chili farmers in Sempu are diverse. The results indicate that all informants tend to use different sources, ranging from self-funding sources, cooperatives and middlemen. According to some informants, the farmers use self-funded working capital because there will not be any reduction on selling price, monthly loan-interest expense and burden of payment on losses. However, unconsciously, farmers do not know that the use of self-funding working capital

will also lead to invisible costs, namely opportunity costs. According to Brigham and Houston (2013: 96), opportunity cost is an expense as the result of option to use the best asset, or an expense that causes the highest amount of returns unable to obtain since the fund is invested to a specific project only. Another opportunity that can be obtained by farmers besides investing their fund on chili farming is the opportunity to invest in bank deposits. The amount of interest on bank deposits is also a consideration for farmers in determining investment. Based on the interview results, several informants stated that a few farmers use fund obtained from formal institutions such as cooperatives. The farmers prefer cooperatives because the administration affairs are not as complicated as those in banks. The fund can be obtained faster and bigger in number depending on the warranty proposed by the farmers. The risk of this funding source is that farmers bear the cost of the interest every month in any conditions, including crop failure that the farmers will possibly face. For that reason, only a few farmers who are interested to choose working capital offered by formal institutions such as cooperatives or banks. Farmers who possess securities as collateral will have the chance to get the working capital from cooperatives much easier, but small farmers who do not have sufficient assets as warranty to propose loans from cooperatives prefer working capital gained from non-formal institutions such as middlemen.

Most informants stated that informal working capital funding sources such as middlemen are more preferable due to the flexibility of getting working capital without any collateral. It is in line with Nurmala (2012: 129) who states that the reasons why farmers rely more on loans from formal institutions are:

- It is easy to apply and offers instant services.
- The administration is not too much convoluted because only through an authorized receipt the farmers will be able to receive the fund.
- The number of fund is not strictly limited and depends on the farmers' needs.
- There is not any specified time limit or office hours.
- Only stated trustworthy or unripe crops are put as collateral.

Despite the higher interest rates compared to that offered by formal institutions, the farmers prefer to use informal institutions. The interest cost charged is in the form of sale price variance in which becomes a form of fees charged to the farmers who are indebted to middlemen. The amount of sale price variance ranges between IDR250 up to IDR1,000 per kilogram or more, depending on the price of chili at current time. The higher the sale price increases in the season, the greater the variance or price cut will be charged to the farmers and vice versa a lower sale price will lead to smaller sale price cut or reduction. The amount of sale price variance also depends on the amount of loan proposed by farmers. A bigger proposed loan will lead to a bigger sale price cut given to the farmers. Erratic weather factor and unpredictable yield make farmers extremely careful in choosing a funding source of working capital. Most of the informants who are not willing to take big risks tend to choose working capital from middlemen because middlemen dare to bear the risk of crop failure that the farmers will probably face by offering the opportunity to replant the next season as warranty. However, the middlemen also propose certain conditions to farmers who want to borrow working capital. Although not legally written, these requirements are binding. The conditions proposed by the middlemen consist of: 1. Crops have to be paid to middlemen, 2. Farmers have to be willing to get a sale price cut charged to each kilogram of chilies they yield, 3. Farmers will get a penalty in the form of termination of cooperation and a force on debt payment or rejection on the next loan proposal, if they violate the terms agreed that is to sell the chilies to other traders. Somehow, the terms and conditions proposed by middleman are burdensome because farmers cannot sell their harvests to other traders who potentially offer promising higher price, so that farmers cannot maximize the benefits. However, according the informants, the farmers do not mind the conditions proposed by middleman. In fact there is one informant who deliberately borrows working capital from middlemen despite having sufficient self-working capital to share the losses on crop failure that is probably faced.

The forms of working capital obtained by the farmers from middlemen can be cash or goods such as fertilizer, mulch, chili seeds, or farming chemicals that are considered equal to the amount of cash proposed. The amount of working capital offered by middleman to the large red chili farmers is appropriate to the farmers' needs. Although some farmers obtain funding from middlemen, they also combine it with self-funding working capital or working capital offered by cooperatives. Based on the facts, the majority of informants tend to combine the funding sources that are considered beneficial for them. The statement was supported by

Hornet and Wachowicz (1992: 251) who imply that the selection of the best combination of short-term funding sources (working capital) depends on considerations of cost, time availability, flexibility and the degree to which the company's assets is charged under lawsuits. The beneficial combination for the majority of informants is the combination of self-working capital and working capital gained from middlemen, with composition, the amount of working capital gained from middlemen is bigger than or equal to self-working capital. This contrasts with Utami (2012) and Sholihah (2013) who states that the use self-working capital is more beneficial than the use of external source working capital. Judging from the composition of working capital sources combination applied by the farmers, indirectly, they also understand and apply the theory of bankruptcy costs (financial distress). According Brealey, Myers and Marcus (2008: 14), the more the companies owe, the higher the chance of payment failure they bear and therefore the greater the expected value of associated costs they expense. Along with the use of 100% loan, the cost of debt or financial distress also has to be taken into account. It is the cost of bankruptcy that causes farmers unable to obtain optimal benefit from the use of 100% loans from middlemen. Therefore, most farmers do not depend entirely on working capital loan given by middlemen. This is also supported by Kadarsan's statement. According Kadarsan (1992: 61), working capital loan needs limitations, because the more loans taken from one single source will lead the greater the costs, both economic and non-economic costs.

Funds or working capital gained from selected sources may run out before the harvest time, so farmers need to have some alternative options to meet their working capital financing. From interviews, most of the informants prefer to propose more additional working capital to middleman because they are fully prepared to fulfill the farmers' needs. Other informants prefer to borrow from neighbors or cooperatives. In the case of working capital shortage, some informants prefer to borrow it from the banks. According Pasaribu (2012: 87), bank is one of financial institutions that can be used as a source of funding, including financing micro, small, medium enterprises. The working capital offered by banks is greater than the loan offered by cooperatives. Another advantage offered by banks is the interest rate that is relatively low compared to the one offered by cooperatives. However, only farmers with large lands dare to risk in obtaining funding from banks. The time duration needed by large red chili farming from planting to harvest is approximately 4-5 months. Profitable crops may help the farmers to return the operational working capital used, as well as the loan obtained either from formal and informal institutions. The farmers' income is unpredictable in every season. According to the informants, the farmers prefer to use self-funded working capital and working capital from informal institutions such as middleman. The option is selected in case of crop failure to reduce the high risks for the sustainability of farming the next planting season.

Based on the discussion above, some implications are proposed. The large red chili farming actors in Sempu, Banyuwangi should not be fully depended on working capital offered by middlemen, in order to maximize the profits. Furthermore, the financial institutions are expected to reach more rural farming actors to use financial products in the form of agribusiness working capital loans, because this will activate the role of financial institutions towards the perpetrators of chili farming in meeting the needs of working capital. The middlemen are expected to give a transparency on chili sale prices, so that farmers will not face any losses. Then to the government, their supports are needed to achieve the welfare of chili farmers either who have just started or have run for a long time by providing them easy accesses to working capital funding sources, beside extending special working capital loans in agriculture without burdensome requirements for farmers to increase their working capital base through both financial and non-financial institutions.

4. Conclusion

The big chili farmers in Sempu, Banyuwangi use combined working capital funding sources that are self-funding source and external funding sources, namely middlemen. Meanwhile, the alternative working capital funding sources that they tend to choose are cooperatives and non-formal funding sources.

References

Badan Pusat Statistik Kabupaten Banyuwangi. (2012). Luas Panen dan Produksi Tanaman Sayuran Menurut Jenis Komoditas Tahun 2012. Dipublikasikan. Laporan Penelitian. http://wwww.bpskabupaten banyuwangi.com/index.php.html [diakses 16 April 2014].

Brealey, R. A., Myers, S. C. & Marcus, A. J. (2008). Dasar-Dasar Manajemen Keuangan Perusahaan Jilid 2. Jakarta: Erlangga.

Brigham, E. F. & Houston, J. F. (2013). Dasar-dasar Manajemen Keuangan Edisi 11 jilid 2. Jakarta: Salemba Empat.

Dinas Pertanian, Kehutanan dan Perkebunan. Kabupaten Banyuwangi, Barometer Perkembangan Hortikultura Skala Nasional. Dipublikasikan. Artikel. http://www.banyuwangikab.go.id/page/bda/pertanian.html [diakses 13 Maret 2014]

Jonker, J. (2011). Metodologi Penelitian. Jakarta: Salemba Empat

Kadarsan, H. W. (1992). Keuangan Pertanian dan Pembiayaan Perusahaan Agribisnis. Jakarta: PT Gramedia Pustaka.

Ahmad, K. (1997). Dasar-dasar Manajemen Modal Kerja. Jakarta: Rineka Cipta.

Daniel, M. (2002). Pengantar Ekonomi Pertaniaan. Jakarta. Bumi Aksara

Nurmala, T. (2012). Pengantar Ilmu Pertanian. Yogyakarta: Graha Ilmu.

Pasaribu, A. M. (2012). Perencanaan & Evaluasi Proyek Agribisnis Konsep dan Aplikasi. Yogyakarta: Lily Publisher.

Sholihah, I. F. (2013). Analisis Modal Kerja Petani Tembakau Desa Sumber Pinang Kabupaten Jember. Skripsi. Universitas Jember.

Sugiyono. (2014). Memahami Penelitian Kualitatif. Bandung: Alfabeta.

Utami, I. A. T. (2012). Analisis Sumber dan Penggunaan Modal Kerja pada Pegawai Negeri Balai Kota Samarinda. *Jurnal Eksis*, 8(2).

Jornal of Social and Development Sciences (JSDS)
Vol. 6, No. 2, June 2015 (ISSN 2221-1152)

Transfer Function Models for Forecasting Domestic Water Use

Ahmad, M. I.
Sultan Qaboos University, Muscat, Oman
idrees@squ.edu.om

Abstract: The ability of transfer function models to forecast domestic water use is investigated. Five years monthly time series data on domestic water use, total rainfall and average temperature from Muscat was taken for this study. The transfer function models aim to describe the relationship between input and output systems using a ratio of the polynomials representing the Laplace Transforms of the output, input and the noise in the system. Total rainfall and average temperature were considered as the input series and the domestic water use as an out series. The input series were pre-whiten using Seasonal Autoregressive Integrated Moving Average (SARIMA) models which were identified by Sample Autocorrelation (SAC) and Partial Sample Autocorrelation (PSAC). Four preliminary transfer function models were postulated to describe the output series. The graphs of Sample Cross Correlation (SCC) of water use with rainfall and temperature were made. The final transfer function model was identified by investigating the Residual Sample Cross Correlation (RSSC) which had the form SARIMA(1,1,1)x(1,1,1). This model was then used to generate twelve months out of sample forecasts. The accuracy of forecast error was assessed by mean absolute deviation (MAD), mean square error (MSE) and mean absolute percent error (MAPE). All of these measures had reasonably small values which were 0.105, 0.013 and 1.37% respectively.

Keywords: *Forecasting, Domestic water, Seasonal Autoregressive Integrated Moving Average*

1. Introduction

Modeling and forecasting domestic water use had received a considerable attention in recent literature on the subject (Nazario, 1993; Khtri and Vairamoorthy, 2007; Agthe and Billings, 1980; Hutton, 2003). Most of the empirical investigations made rely on the multiple regression models by considering rainfall and temperature as covariates. The normal regression, however, assume that the covariates should be predetermined while both these covariates are random variables. This makes it very difficult to apply ordinary least squares estimation and inference methodology on the regression models. This study attempts to investigate the adequacy of transfer function modeling technique as a means of more appropriate representation of the observed dynamic response characteristics of water use changes over time. The derived model is developed for short term forecasting based on monthly water use data in urban areas of Muscat the capital of Oman in order to ensure the adequate and sustainable water management for the city that is growing very rapidly. These data were taken from (Al-Oaimri and Al-Hadrami, 2013; Ministry of National Economy, 2006-2010) and the characteristics of the data are illustrated in figure 1-3 which shows monthly aggregate municipal water use, average monthly temperature and rainfall from 2007 to 2011. An annual growth in both average annual use and in seasonal variation as well as a large variation in summer water use from one year to the next is evident from the data. A regular pattern of seasonal variation which is temporarily interrupted by the occurrence of rainfall is evident over the summer. The nature of these interruptions is most clearly seen in Figure 3, which illustrates the effects of two isolated rain-falls in June 2007 and 2010. Each time that there is rainfall, the water use is reduced immediately, and then it gradually resumes its regular seasonal pattern. That is why the temperature and rainfall were taken as input to derive the proposed forecasting model.

2. Transfer function models

The concept of transfer function derives from the idea of variations in the independent or input variables transferring into variations in the dependent or output variable. Transfer function models are logical extension of univariate time's series models which utilize only the past history of the series for modeling. Assuming that x_t and w_t are the properly transformed series so that they are both stationary. The output series w_t and the input x_t are related through a general model (Maidment, Miaou and Crawford, 1985; Bruce & O'Connell, 1993) given as below.

$W_t = v(B)x_t + \eta_t$, where $v(B) = \Sigma v_j B^j$ (2.1)

Where v(B) is referred as the transfer function and η_t is the noise series of the system that is independent of the input series x_t. The coefficient of the transfer function, v_j are known as the impulse response weights. The transfer function is said to be stable if the sequence of these impulse response weights are absolutely summable . Thus in a stable system, a bounded input always produces a bounded output. The transfer function is causal if $v_j=0$, for $j<0$. Thus in a causal model the system does not respond to input series until they have been actually applied to the system. Thus the present output is affected by the systems input only in term of its present and pass values. In practice a causal and stable model is considered.

Figure 1: Monthly water use distribution over five years from 2007-2011

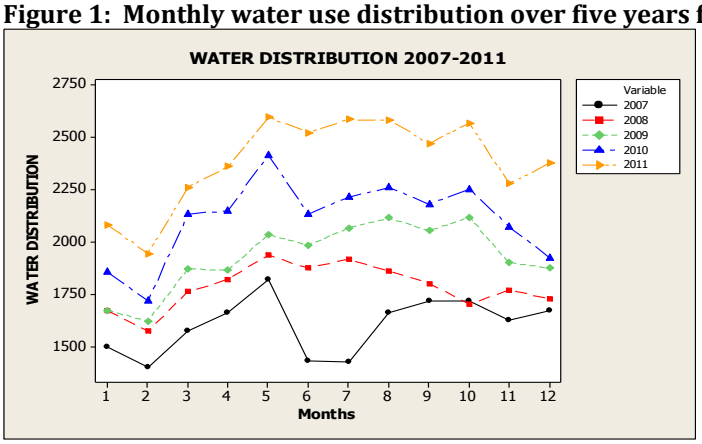

Figure 2: Monthly average temperature over years from 2007-2011:

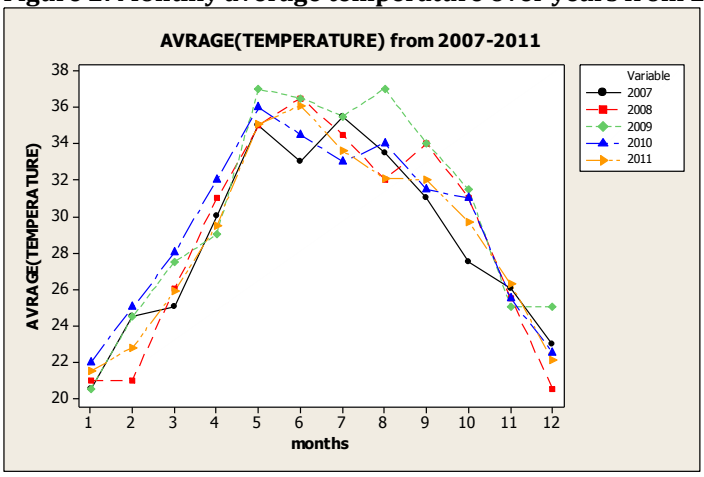

Figure3: Monthly rainfall over a year's 2007-2011:

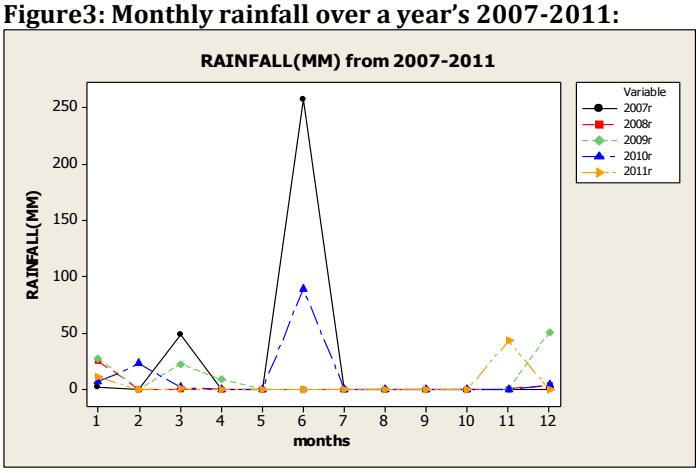

The purpose of the transfer function modeling are to identify and to estimate the transfer function,(B), and the noise model for η_t based on the available information of the input series x_t and the output series w_t. The major difficulty is that x_t and w_t are finite and the transfer function contain an infinite of coefficients. To alleviate this difficulty, v(B) can be expressed in a rational form:

$$v(B) = \frac{w_s(B)B^b}{\delta_r(B)} \qquad (2.2)$$

Where, w_s (B)=w_0-w_1 B-……..- w_sB^s and δ_r (B)=1- δ_1B-……..- δ_rB^r

And b is delay parameter representing the actual time lag that elapses the impulse of the input variable produced an effect on the output variable. For a stable system the roots of δ_r(B) are assumed to be outside of the unit circle. The general procedure to identify the transfer function model can be described as follows:

A. Prewritten the input series

$$\alpha_t=\frac{\phi_x(B)}{\theta_x(B)}X_t \qquad (2.3)$$

Where α_t is a white noise with mean zero and variance σ^2_α.

B. Calculate the filtered output series. That is transform the output series w_t using the above pre-whitening model to generate the series β_t ,where

$$\beta_t=\frac{\phi_x(B)}{\theta_x(B)}X_t \qquad (2.4)$$

C. Calculate the cross-correlation function (CCF) between α_t and β_t ,to estimate v_k:

$$\hat{v}_k=\frac{\hat{\sigma}_B}{\hat{\sigma}_\alpha}\hat{\rho}_{\alpha\beta}(K) \qquad (2.5)$$

The signification of the CCF is tested by comparing with its standard deviation$(n-K)^{1/2}$

The values of b , r and s are identified by observing the form of the CCF).

D. Preliminary estimation of the transfer function is obtained by nonlinear regression:

$$v(B) = \frac{\hat{w}_s(B)}{\hat{\delta}_r(B)}B^b \qquad (2.6)$$

E. Compute noise series. Once preliminary estimate for the transfer function is obtained, noise series is computed as follows:

$$\hat{\eta}_t = w_t - \frac{\hat{w}_s(B)}{\hat{\delta}_r(B)}B^b X_t \qquad (2.7)$$

F. Identify the noise model. Based on the sample ACF and PACF of residual the following structure is identified:

$$\hat{\eta}=\frac{\theta(B)}{\phi(B)}a_t \qquad (2.8)$$

G. Full model estimation. Nonlinear regression method is used to conduct estimation for the full model:

$$w_t=\frac{\hat{\omega}(B)}{\hat{\delta}(B)}X_{t-b} + \frac{\hat{\theta}(B)}{\hat{\phi}(B)}\hat{a}_t \qquad (2.9)$$

H. Compute residuals. If residuals the assumption of independent, normality, and constant variance, and also if all the parameters are significant, then the obtained model is the appropriate transfer function model. If this is not the case, then the processes start from step (1) over again, until a satisfactory model is developed.

3. Analysis and Conclusion

We considered the following functional form of the transfer function for analysis.

$$z_t=\mu+\frac{Cw(B)}{\delta(B)}B^b z_t^{(x)}+\eta_t \qquad (3\text{-}1)$$

where z_t represent the stationary y_t that was log transform water use and $z_t^{(x)}$ represent the stationary x_t which is the matrix with rainfall and temperature as columns. C is an unknown scale parameter , η_t represent the error component, b is the number of period the input series x_t begins to affect the output series y_t and equal the lag where we encounter the first spike in the sample cross correlation(SCC) , μ is the constant term, w(B)=(1-w_1B-w_2B^2-……..-w_sB^s) is called the $z_t^{(x)}$ operator of order s and $\delta(B)$ =(1- δ_1B-δ_2B^2-……-δ_rB^r) is called z_t operator of order r. We initially identified four of transfer function models. The models and the estimates of the parameters along with p values of these models are given below

Model 1:P= (12) Q= (12) = The model of natural log of water distribution has AR(12) and MA(12)

Table 1: The parameter estimates and p values

Parameter	Estimates	p-value
MU=μ	0.0074106	0.4184
MA1,1= $\Theta_{1,12}$	0.16380	0.7996
AR1,1 = $\phi_{1,12}$	-0.14845	0.8184
C_1 (temp)	0.0033910	0.4487
C_2(RF)	-0.0007461	0.2398

Model 2:Q=(12)=the model of the natural log of water distribution that has MA(12)

Table 2: The parameter estimates and p values

Parameter	Estimation	p-value
MU=μ	0.0070069	0.4289
MA1,1= $\Theta_{1,12}$	0.29640	0.0939
C_1(temp)	0.0034585	0.4324
C_2(RF)	-0.0006932	0.2483

Model 3:Q=(1, 12) =the model of natural log of water distribution that has MA(1,12)

Table 3: The parameter estimates and p values

Parameter	Estimates w	p-value
MU=μ	0.0063	0.3778
MA1,1= Θ_1	0.2512	0.1281
MA1,2= $\Theta_{1,12}$	0.2420	0.1439
C_1(temp)	0.0028	0.5606
C_2(RF)	-0.0006632	0.2689

Model 4:P=(1,12) Q=(1,12)=the model of the natural log of water distribution that has AR(1,12) and MA(1,12)

Table 4: The parameter estimates and p values

Parameter	Estimation	p-value
MU=μ	0.0075506	0.1282
MA1,1 =Θ_1	0.95198	<.0001
MA1,2 = $\Theta_{1,12}$	0.04802	0.7762
AR1,1 =$\boldsymbol{\phi}_1$	0.56200	0.0184
AR1,2 =$\boldsymbol{\phi}_{1,12}$	-0.11588	0.5685
NUM1=C_1	0.0038458	0.4366
NUM2 =C_2	-0.0009301	0.1626

From the tables 1 to 4 it is very clear that first three models have all the estimates non- significant . But in model 4 the moving average one and autoregressive one at no-seasonal level are significant at 5% level. We therefore conclude that model 4 is the best model for forecasting. The form of this model would be as below.

$$y_t=\mu+C_1Z_t^{(x1)}+C_2Z_t^{(x2)}+\frac{(1-\theta_1-\theta_{1,12})}{(1-\phi 1-\phi 1,12)}a_t+\eta_t \quad (3.2)$$

This model was then used to make monthly water use forecasts for one year ahead and these out of sample forecasts were used to assess the model by mean absolute deviation (MAD), mean square error (MSE) and mean absolute percent error (MAPE). All of these measures had reasonably small values which were 0.105, 0.013 and 1.37% respectively. More over the graph of cross-correlation between water distribution and

average temperature showed a spike at lag (-1) that indicate the amount of water distribution consume in one month is affected by previous month of average temperature. While the graph of cross-correlation between water distribution and average rainfall showed that there is a spike at lag zero that indicate the amount of water distribution consumed in the one month is affected by the rainfall on the same month.

References

Agthe, D. E. & Billings, R. B. (1980). Dynamic Models of Residential Water Demand. *Water Resource Research*, 16(3), 476-480.

Al-Oaimri & Al-Hadrami (2013). Time Series Analysis of Domestic Water Demand in Muscat, DOMAS Project Report.

Bruce, L. B. & O'Connell, R. T. (1993). *Forecasting and Time Series and applied approach*, Third Edition, Miami University.

Hutton, S. (2003). Saving the future - Water in Oman. Oman Economic Review.

Khtri, K. B. & Vairamoorthy, K. (2007). Water Demand Forecasting for the City of the Future against the Uncertainties and the Global Change Pressures. Case of Birmingham. EWRI/ASCE: 2009, Conference: Kansas, USA May 17-21

Nazario, D. R. B. (1993). Prediction of Water Use in Puerto Rice'. Technical Report, Office of Water Resources Research, US Department of Interior Washington.

Ministry of national economy. Statistical Year Book. (2006 - 2010). Ministry of national economy in Sultanate of Oman.

Maidment, D. R., Miaou, S. P. & Crawford, M. M. (1985). Transfer Function Model of Daily Urban Water Use. *Water resource research*, 21(4), 425-432.

Jornal of Social and Development Sciences (JSDS)
Vol. 6, No. 2, June 2015 (ISSN 2221-1152)

Military Logistics Efforts during the Vietnam War Supply Chain Management on Both Sides

Hermann Gruenwald
Burapha University International College Chonburi, Thailand
Gruenwaldh@Yahoo.com

Abstract: This paper analyses the role of military logistics operations during the Vietnam War. It looks at the technical and strategic role of logistics, and the physical obstacles that had to be overcome in Vietnam. The US had highly sophisticated war machinery that was deployed in a country that lacked not only the transportation infrastructure (roads, ports, airports) but also had extreme terrain and climate conditions. On the other hand the Vietnamese had a well-oiled supply chain which often was carried on bicycles and literally on the backs of humans not only along the Ho Chi Minh Trail but throughout the north and south of Vietnam. On the US side helicopters played an important transportation role substituting land transport with air transport. The war effort escalated so rapidly that there was literally no time for logistics advancement operations and prepositioning of assets which resulted in a parallel run of war fighting and logistics operations. Naval operations had to provide their own landing crafts due to the lack of deep seaports with adequate lifting equipment. At the same time airlifts required runways and air-control facilities which needed to be provided by the US. Even the US Department of Defense (DOD) food supply chain was supported from abroad while local war fighters could live off the land. The Vietnam War logistics effort reached over to neighboring countries, and Thailand played an important role with its naval and airbases close to Sattahip, U-Tapao and northern parts of Thailand. There are valuable lessons to be learned for both military logistics as well as private sector supply chain management.

Keywords: *Military logistics, supply chain management, Vietnam War*

1. Introduction

This paper explores the military logistics issues during the Vietnam War. It looks both at the North Vietnamese logistics efforts of the Viet Cong (VC) and the People's Army of Vietnam (PAVN) also called the North Vietnamese Army and compares and contrasts them to those of the US and the South Vietnamese This paper has been written from a logistics standpoint and is less focuses on military strategy even so they go hand in hand and at times are hard to be viewed in isolation. This second Indochina war as the Vietnam War is referred to in the history books escalated over the years and started as a conflict. With the years the rules of engagement have changed which had severe impact on the war effort and the success and failures. It is difficult to go back in history and analyze what if and talk about lost opportunities. The pitfall was that the US found themselves involved in a war for which it did not have the time to build up logistics capacities. The war fighting and built up of logistics had to take place at the same time which imposed severe hardship on the logistics efforts. Vietnam as a country is extremely diversified both in culture, climate and terrain it stretches more than 2,000 km from the south to the north, with extreme high and low elevations. Where low lying areas are subject to heavy floods and war had to be literally fought in the mud which takes a great tall on heavy equipment and trucks. A dense tropical jungle often referred to as triple canopy does not even provide a landing space for timely helicopter support. On the other side the extreme mountainous conditions did not provide for roads wide enough for heavy trucks to run at a reasonable speed. The climate is quite different from the hot south to the cold north both in terms of climate and people. The Vietnamese effectively used propaganda in the fight against the US to win the support of their people and portrait Vietnam often in form of female images as victims. Everyone remembers the image of the napalm bomb victims running, and are less familiar with the various North Vietnamese military forces the full-time soldiers of the Viet Cong were referred to as the "Main Force" (*Chu Luc*). From a logistics standpoint the National Liberation Front (NLF) played an important role as it was created to encourage the non-communist general population to support the insurgency in South Vietnam (Prados, 1998).

Figure 1: Vietnam War Time Map from Maps.com

2. Methodology

This paper is written as a historic account of the logistics efforts during the Vietnam War. The historical nature of this paper relied on secondary literature and historical archive sources. Some of the great resources were the US military logistics community, with their logistics websites for army, navy and air force. The YouTube videos and in particular the one on army logistics in Vietnam (Vietnam War: Army Logistics in Vietnam - United States Army) is a great source for statistics and images. Another great video is "Vietnam War Railroad Logistics 1967 US Army" and "Logistics in Vietnam - The Big Picture"; one has to be aware that this was US military propaganda material at the time. The Texas Tech Vietnam Center was another great resource for catalogued sources and oral accounts. One has to be aware that these accounts were written over several decades and therefore are also indicative of the times ant their context. The researcher is the major instrument and everything is written from a perspective that reflects those values and experiences of the author. There is a time value to history in retrospect what we see today as tragedy will be viewed in twenty as comedy. Historical studies are comparative studies looking for patterns in history and there are certainly patterns that can be helpful for logistics and military logistics in particular. This study also includes the self reported perceptions of Vietnam War veterans and scholars from both sides of the fence. These views are certainly not neutral as they heavily rely on ideology, thus North Vietnamese still exists that the focus of this war was not to expand communism and Marxists ideology but a nationalistic focus uniting Vietnam in one country and one identify. Again there are parallels between North and South Vietnam as well as East and West Germany. There reasons for their division may be similar or the same as pointed out earlier it depends on the micro or macro view and what is the real motive behind it. In the case of Vietnam the division of the country was a pattern used to dissolve colonialism in Asia. But at the same time the US got increasingly concerned about the spread of communism in South East Asia in Cambodia, Laos and Vietnam. One has to be careful when looking at historical archives and documents and how the Vietnam war was portrayed in the movies such as Good Morning Vietnam, Air America, MASH, Jumbo Drop, JFK, Apocalypse Now, Full Metal Jacket, these movies provide interesting logistics scenes, the historical facts may not always be correct abut provide interesting character images of the war and in particular the logistics efforts and the equipment used.

Figure 2: US Army in a staging area 80km north-east of Saigon

Photograph: Henri Huet/AP

3. Military Logistics

To understand military logistics one has to provide a definition first, as most people don't have a clear understanding of what logistics is. When talking to none native speakers they often confuse linguistics' with logistics. Logistics is more than transportation and warehousing, it deals with supply chain management (SC) getting the right stuff in the right amount to the right people at the right time. So it is important to forecast demand. This has been a problem in the Vietnam War as initially it was seen as a minor conflict with limited demand which could be provided through airlift capabilities. But as the conflict increased the amount of war material and support material escalated the US troops roughly needed ten times the amount of material the Vietcong were consuming as the Vietcong could live off the land and used their limited weapon systems very effectively. The US had a large demand not only for weapons to do large scale bombing and attacks of supply lines and heavy losses on weapons and equipment that were often unsuitable for the terrain and climate. The US war fighters also required food and drinks to be shipped in as well as personal hygiene products. The Vietcong often portrait the US soldiers to go home to their cozy beds and female companions after a day in the front line. Again one has to be careful about the sources and distinguish between the facts and propaganda. Certainly the live access was true for some higher ranking officers and supply line officers. One has to remember war is like the movies the best seats are in the back of the house. While troops stationed in Saigon may have a great time at the beginning, soldiers in the trenches fighting in rice fields with nothing in plenty but rain certainly had another impression. But what it is interesting that the American access often flew into the hands of the Vietcong either through capture or corruption. South Vietnamese officers may have sold supplies and even weapon systems to Vietcong for self enrichment, so the north has no real shortages if they really wanted something. Naturally the North was less concerned to provide their soldiers with all the creature comfort available. This meant that these items did not have to be shipped and did not impact the supply chain.

So one way of optimizing logistics is to reduce the demand on the supply chain. The Viet Cong was engaged in mobile guerrilla warfare and did not have to deploy large quantities of heavy artillery or tanks. Except for siege battles such as the one at Khe Sanh and across the Demilitarized Zone (DMZ). After the Easter Offensive of 1972 the VC shifted to conventional warfare which reached his high point in the final conventional campaign in 1975 at that point the US lost air superiority and the VC/NVA used Soviet-supplied heavy 122mm and 130mm guns that outranged the ARVN and American forces (Kane, 2001). Even so the US has highly effective weapon systems which could deliver an effective strike but often the target could not be positively identified. The US were fighting Charlie but Charlie was hard to be seen and detected. Another interesting military logistics topic is the transport of troops. The US in their convoys mixed troop and material movements which ended up being costly in terms of lives and material lost. The injured were

evacuated to MASH hospitals of which were 18 scattered throughout Vietnam via Jeeps which were modified to be ambulances, armored personnel carriers marked with a red cross and naturally the Bell Huey Helicopter. The average time lapse from being wounded to hospitalization was one hour. Medevac helicopters flew nearly 500,000 missions and airlifted 900,000 patients of which half were Americans. Military Mortuary Affairs is another chapter of military logistics over 2 million people lost their lives in the war. One in 10 Americans served in Vietnam were either wounded or killed. Human remains were gathered from the battlefields and airlifted to the morgue in the field were there were boxes with arms and legs which were added to bodies with missing limbs that were shipped to the US in metal caskets. Later it was found that the embalming in country let to loss of body fluids during transport and was not continued in later wars. Also the identification of the deceased took a turn for the better at the U.S. Army Central Identification Laboratory, Hawaii

- 352 Billion US Dollars spent on the war.
- 760,000 tons of supplies arrived each month.
- 10 million field rations were consumed each month.
- 71,000 tons of ammunition was expended each month.
- 124,537 B57 missions
- 1,633,035 tons of ordnance dropped
- 18 B52S were lost to enemy action with
- 13 B52S lost in collisions and accident!
- 750 Aircraft (Fixed Wing) were lost in Vietnam
- 12,000 helicopters saw service in Vietnam (all services)
- 4,865 Helicopters were downed by Communist ground fire
- 5,250,000 cost per helicopter
- 2.59 million Americas saw service in Vietnam
- 3,500,000 acres of Vietnam was sprayed
- 19 million gallons of Defoliants the effects that will last 100 years.
- 303million liters of petroleum products were consumed each month.
- 33,450hectares of airfields were paved
- 18,000 hectares of covered and open storage facilities were built
- 14,150 cubic meters of refrigerated storage created
- 4,740 km of roads built
- 4,600 meters of bridges constructed
- 15 large fortified bases were built in Vietnam
- 10,000.artillery rounds expended in one day by the US in Vietnam
- $100 Cost per artillery round
- $1,000,000 Cost per day for artillery fire
- $30,000 Cost of one sortie for a B-52 bomber
- $3,000,000,000 of aid provided to North Vietnam by the
- Soviet Union and China

Left behind at the end of the war

- 550 light and medium tanks.
- 1,2OO Armored Personnel Carriers (APC)
- 80 small ships and landing craft.
- 1,000 aircraft including 200 fighters and ground attacks aircraft.
- 10O transport aircraft and 500 helicopters

Table 1: Vietnam War Statistics

Source: http://www.103fieldbatteryraa.net/documents/74.html

Land: The terrain of Vietnam defined land transportation by road and rail. The railroad has been a major artery between the north and south. This has been mode of transport than could be easily interrupted on both sides of the demilitarized zone. US bombing runs successfully hit the railroad in the north. Only the impact of interruptions were limited for the Vietcong as they relied less on the rail connection and only transported material and no troops via rail. The North Vietnamese had an effective system of female and old men and children who would repair the damages to the track in record time. It is also interesting to note that the Vietnamese have a rail track with three (3) rails which allows for two gages to be used. The track from Saigon to Hanoi was a single track which meant that trains could run in only one direction at a time and had to be switched at stations. The length of the switch track was the limiting factor for the length of the trains to be used. The track was and still at this time has not been electrified which means only coal and diesel engines could be used. Also the base for the track was at times less than staple especially after heavy monsoon rains. Which meant that there were so called LA langsam fahrstellen were only reduced speed could be used. The track was inspected daily by railroad workers walking the track and looking for failures in the railroad ties and breaks in the track. Interesting enough modernity brought the rail to Vietnam under the French and the rail system was well developed with train stations and protected railroad crossings.

There were literally thousands of bridges of various length from only a few meters to a few hundred meters which crossed creeks as well as rivers and valleys. The bridge over the red river was the longest one. Bridges were required for the railroad as well as the roads. The Vietcong used bridges sparsely and had a technique to built bridges under water so that they could not be detected by US bombers. The bridges were also temporarily replaced by river ferries and roads built on old oil tons. The North Vietnamese also had road crews which would repair bomb craters in roads while using bomb craters next to the road as ponds to bread ducks for their meat and eggs. On the other side the camouflage efforts of the North Vietnamese were outstanding they created 2,000 km of camouflaged roads and trails making transportation possible without immediate detection by US aircrafts and troops (Heiser, 1974). The US Jeep is another symbol of the Vietnam war many soldiers feel that the hummer is not a suitable replacement and the hummer certainly would not be effective in the Vietnamese terrain. US Jeeps are still in use in Vietnam the same as the old trucks and caterpillar equipment. This created a large demand for spare parts after the war and in particular modern times. The spare parts were purchased through Thailand due to the US embargo. The three modes of land transport include rail, road and pipeline. The Vietcong had a sophisticated pipeline system which was used to transport fuel as well as water. A more hybrid mode was the use of hovercrafts by the US to cross water and land in an efficient but costly matter which spare parts hart to come by. Spare parts and repair logistics were another major issues in the Vietnam War.

Figure 3: North Vietnamese Trail Porters

Source: http://en.wikipedia.org/wiki/Viet_Cong_and_Vietnam_People's_Army_logistics

Water: Water was the transport artery of choice for both North and South Vietnamese as the road system was limited and water occurred naturally and connected villages through streams, rivers and canals between rice paddies. Small boats could easily navigate these inland waterways. One has to remember this has been before global positioning systems (GPS) and navigation for US navy and army riverine forces was very difficult in an area which was overgrown by vegetation without major landmarks. Even the Mekong delta was difficult to navigate with all its side arms which were familiar to the locals and easy to ambush. Besides these inland waterways there was the importance of the ocean. Vietnam has over 3,000 km of coast line which made the country easily accessible by sea. 98% of all the cargo shipped to Vietnam arrived by sea (Hooper, 1972). The problem however was that there was insufficient logistics infrastructure for us naval forces to load and unload Major Ocean going vessels. Vessels used by US navy were Panama class size with a length over 200 meters, and a summer line often in excess of 12 meter which meant that the ports in Vietnam were not deep enough to allow docking and the cargo had to be littered to smaller ships just off shore which made for easy target for sabotage and MIG attacks. The US started to ship truck mounted cranes for loading purposes there were very few heady duty stationary lifting equipment at the ports still today these American truck mounted cranes are used in Vietnam in ports like Nhatrang and Hoian. Hoinan is fairly shallow port with a river delta and connections to the hinterland. Nhatrang had been developed by the US as a major port which actually is a number of smaller port facilities separated by a few kilometers (Schaff & Fifield, 1963).

Hue also has a port but the city lays a few km back same as in Saigon which was and is the buzzing metropolis but too far south for military activities at the beginning of the war. The naval support ships, aircraft carriers and amphibious forces played an important role in the Vietnam war on the side of the US they delivered the majority of supplies to Vietnam. The riverine warfare forces patrolled the Mekong delta with swift boats and river patrol boats and delivered supplies up river through this so called “small boat navy” (Cutler, 1988). There was a special form of water transport on the Vietcong side they used canoes and small house boats where the owner of the boat lived on the boat. Besides rafts which consisted of logs tied together there unmanned vessels, which were actual vessels or empty oil barrels which were filled to their buoying capacity and sealed there were allowed to float down river were they were fished out of the water at various rotating landing points (Gargan, 2002).

Figure 4: Photograph VA002500, 1970, Douglas Pike Photograph Collection, The Vietnam Center and Archive, Texas Tech University



Source: http://www.vietnam.ttu.edu/virtualarchive/items.php?item=VA002500

Air: The US certainly had air dominance with its bombers and would have been able to bomb Hanoi to the ground. But the rules of engagement changed over the years and even 10 km around Hanoi were off limits to American pilots. The US military flew 1,899,688 sorties and dropped 6,727,084 tons of bombs on Indo China, compared with the 2,700,000 tons of bombs dropped on Germany during World War II. (Henderson, 2008).The Viet Cong was very well aware of the US rules of engagement limiting bombing runs. The US also did not fly attacks against Russian and Chinese supply chain measures delivering cargo by air and sea. Another interesting and still highly denied fact is that the Vietnamese were allowed to use airbases in bordering China which again were off limits to US attacks thereby guaranteeing an uninterrupted supply line for weapons and supplies. MIG fighter planes and air defense systems of the north were very effectively used to shoot down American airplanes and thereby interrupting the supply chain. The Americans also had airbases outside of Vietnam mainly in Thailand, Japan, Guam and Hawaii. Thailand airbases in U-Tapao and Issan played a major role in the supply chain. These bases were within minute's airtime of Vietnam flying either over Cambodia or Laos. Therefore the airspace over Cambodia and Laos was important to be kept safe. There was no war in Laos and no us forces in Laos as Richard Nixon declared on TV. Off the record there were the infamous logistics operations of Air America supporting the war effort by delivering goods in the Golden Triangle Region and supporting activities in Lao. These operations were taking care of by small aircrafts like the DC 10 which could land and takeoff from short unpaved landing strips.

The real work horse of the Vietnam War was the Bell Helicopter the cavalry replaced its horses and trucks with whirly birds as they call the helicopter in the slang expression. These Hueys were often flown by army pilots with little experience who just learned to fly before coming to Vietnam and enhanced their skills by doing. This just in time (JIT) approach took its toll on equipment and pilots. As portrait in the movie JFK some even hold to the conspiracy theory that John F. Kennedy was killed in order to continue the Vietnam War, as after Kennedy's death Lyndon B. Johnson (LBJ) governor of Texas became president. And who benefited from the war in Vietnam the defense industry and namely Bell helicopters which were based in Dallas Fort Worth (DFW). One can disagree on this but the fact is that Bell helicopter is inseparable from the Vietnam War and will always be an icon of this war, such as the Apache is of modern warfare of the 21th century. The infamous photo of the Bell helicopters evacuating the US embassy during the fall of Saigon. Airlifting US personnel and Vietnamese from the US embassy in the center of Saigon to the US naval vessels. The DC10 and B52 bombers are equally icons of this time. While the B52 could deliver large amount of ordinance to bomb supply lines and to erase large part of the tropical vegetation to make the targets more visible. The Vietnam War was not a war against the Vietnamese but against the country a terrain and climate hard to beat.

Table 1: Major US Air Force Bases in Thailand

Don Muang Royal Thai Air Force Base
Nakhon Phanom Royal Thai Navy Base
U-Tapao Royal Thai Navy Airfield 1967 construction start
Ubon Royal Thai Air Force Base

Source: http://www.history.navy.mil/docs/vietnam/high5.htm

Table 3: Major US Air force Bases in South Vietnam

Bien Hoa Air Base, 1961–1973
Major USAF unit: 3d Tactical Fighter Wing, 1965-1971
Binh Thuy Air Base, 1965–1971
Major USAF unit: 632d Combat Support Group, 1966-1971
Cam Ranh Air Base, 1965–1972
Major USAF units: 12th Tactical Fighter Wing, 1965-1970; 483d Tactical Airlift Wing, 1970-1972
Da Nang Air Base. 1961-1972
Major USAF unit: 366th Tactical Fighter Wing, 1966-1972
Nha Trang Air Base, 1966–1971
Major USAF unit: 14th Air Commando/Special Operations Wing, 1966-1971
Phu Cat Air Base
Major USAF units: 37th Tactical Fighter Wing, 1966-1970; 12th Tactical Fighter Wing, 1970-1971
Pleiku Air Base, 1965–1971
Major USAF unit: 633d Special Operations Wing, 1968-1970
Phan Rang Air Base, 1966–1972
Major USAF unit: 35th Tactical Fighter Wing, 1966-1971
Tan Son Nhut Air Base, 1961–1973
Major USAF unit: 377th Air Base Wing, 1966-1973
Tuy Hoa Air Base, 1966–1970
Major USAF unit: 31st Tactical Fighter Wing, 1966-1970

Source: http://www.history.navy.mil/docs/vietnam/high5.htm

Figure 5: Bell UH-1 Huey from the 161st Assault Helicopter Company

Source: Vietnamphotography.com

Discussion: The terms discussion and conclusions may be used interchangeable. As any conclusion in terms of history deserves discussion. A topic like a war always has at least two sides. And both the US and the North Vietnamese have their ideological points of view on the war. There are substantial logistics lessons to be

learned from the Vietnam War. As people know history repeats itself but we never learn from history. Maybe we don't want to learn from history not because we are stupid but because individual interests pay a more important role. One asks in history who built this building and the answer is it was built by king such and such or under president Kennedy but we never remember the brick layers and craftsmen who did the actual work if we are lucky we remember the architect such as Leonardo Davinchi or Frank Lloyd Wright. The same with the war we remember the generals and the minister of defense and the president but not the individual soldier who suffered and died in the battle field. Certainly this war was fought for different reasons on the two sides the North Vietnamese wanted victory for any price, even so the communist still to this day 2013 denied this fact and claim it was a fight for independence and nationalism. The US on the other side were fighting a war which was entirely supported by its people the anti war protests in the states made the US soldiers unappreciated and brand marked. How can you fight in a hostile country under the worst conditions without the moral support of your own people and a clear picture what are you fighting for.

Some understood that they are fighting against communism and to free the Vietnamese people. At the same time the South Vietnamese relied on the US to fight the war for them and they would be able to enjoy the victory and the way victory which was to be paved with great rewards for the South Vietnamese military and elite. Certainly many business people and military brass profited from the war time economy and only started to worry when the war almost reached Saigon. The Vietnamese refugee situation of those who escaped Vietnam in three major waves is another interesting logistics efforts which will be dealt with in a separate paper. There was the first wave which left Vietnam together with the US forces, there were 140,000 Vietnamese evacuated in April 1975 with "The Fall of Saigon". An estimated 10 million Vietnamese became refugees which was 55% of the entire population. .The second and often most tragic wave who escaped Vietnam by boat in the seventies and early eighties, these Vietnamese boat people greatly contributed to the US economy and finally the last wave which left Vietnam by airplane being sponsored by relatives living in the US who paid for their way out. These three waves had interesting logistics effort, especially the underground logistics network for boat people which often brought them to Thailand and finally to refugee camps in Malaysia.

Figure 6: Military Logistics Functions

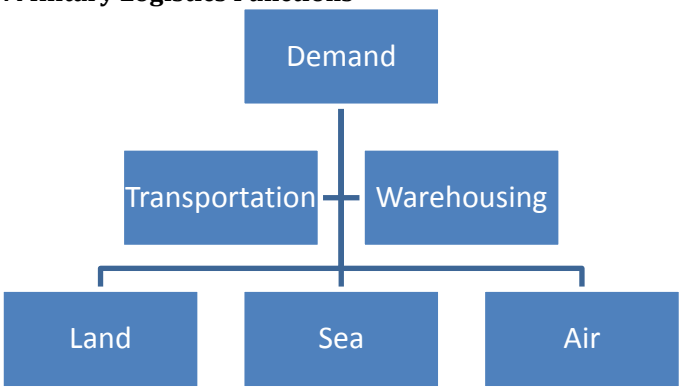

4. Conclusion

In conclusion one has to acknowledge that the North Vietnamese were very effective in its logistics effort during the Vietnam War. They made a lot out of the limited resources they had and were very effective. By definition a good (logistics) manager is one who most effectively manages limited resources. Bicycle porters on the Ho Chi Minh trailer against US airlift command and Bell helicopters. On the human side however one also has to admit that the North Vietnamese government won this war with its own people paying a high price. This was as often portrait by the Vietnamese a war of David fighting Goliath. The US had a very sophisticated war machinery with the latest technology. But this large footprint requires a lot of logistics support and infrastructure which has to be in place first to fight under extreme climate and terrain conditions. The US has not won a war since World War II, and should learn the lessons from Vietnam and its consecutive wars. Modern warfare may be like a computer game, but only during the early stages of the war

when first strike is delivered. The US had air superiority during the Vietnam War and effective bases in neighboring Thailand. The US has not been effective in a ground war fought in the jungle and in urban warfare. The US also lacked the human intel (human intelligence) and understanding of the culture of the people. It is very difficult to fight an enemy you don't understand and who has different believes and values. Maybe this is one factor why the US could win in Germany as the Germans were very predictable and would follow a similar logic and rational, this again would be a topic for another paper. Another important thing on the Vietnam War was that it escalated and that the US made a sequence of wrong judgment and policy decisions. World War II was ended by bringing in the big gun the atomic bomb. In the Vietnam War the US had the weapon systems but did not want to bring them to bear. Carpet bombings of Hanoi in the early days would have stopped the war, but the US was afraid of the Chinese and Russian reaction. Maybe in retrospect loosing Vietnam was a small price to pay, particular as we see how Vietnam now is coming back as trading partner of the US and import ally in the ASEAN community. Remember that time heals all wounds**.** *Those who cannot remember the past are condemned to repeat it.* Santayana, George (1905) The Life of Reason, Volume 1

Figure 7: Logistics the life blood of war

Acknowledgement: The author would like to acknowledge the Vietnam Veterans for their contributions to the war and this paper. He gained great inside into the logistics conditions during the war and what the situation was serving in country. A special heartfelt thank you to Mr. Tam Le from Ke Mon village near Hue, South Vietnam for which the author developed a deep appreciation and respect for a self-made business man who got his large family through both the first and second Indochina war and brought them to America to establish a network of family owned jewelry stores. The author would also like to thank the Vietnamese Viet Kio community of Houston Texas, USA from whom he gained valuable insights in the history of Vietnam.

References

Cutler, T. J. B. W. B. (1988). Coastal and Riverine Warfare in Vietnam. Naval Institute Press, Annapolis, Maryland.

Gargan, E. A. (2002). The River's Tale, A year on the Mekong. Alfred A. Knopf. New York, New York.

Henderson, J. (2008). Military Logistics Made Easy: Concept, Theory, and Execution. Author House. New York, New York.

Heiser, J. (1974). Logistic Support, Department of the Army, Washington, DC

Hooper, E. (1972). Mobility, Support Endurance – Naval Logistics Operations, Department of the Navy, Washington, DC.

Kane, T. (2001). Military Logistics and Strategic Performance. Rutledge, London.

Prados, J. (1998). The Blood Road. John Wiley and Sons. New York, New York.

Schaff, H. & Fifield, R. (1963). The Lower Mekong: Challenge to Cooperation in Southeast Asia. D. Van Nostrand Company, Inc., Princeton, NJ.

Jornal of Social and Development Sciences (JSDS)
Vol. 6, No. 2, June 2015 (ISSN 2221-1152)

What can IT and Money Laundering Law do to Fight against Cyber Child Sexual Crime?

Go Lisanawati
University of Surabaya (UBAYA), East Java, Indonesia
lisanawatigo@gmail.com

Abstract: This paper will assess on how technology and anti-money laundering law perspectives can contribute in tackling cyber child sexual crimes. It is normally and classically problem that always emerge in the discussion of law and information technology (IT) is about the increases of crime. But the abnormal and modern problem is about the modernism of crimes with the high-quality level of crime itself. Cyber sexual crime became one of the highest online crimes which conduct through internet. Grooming, voyeurism, cyberstalking, child pornography happens very often in the world. This paper is using normative research methodology of law, by using statute and conceptual approach. The conceptual approach is using to build an ideal concept of prevention and eradication of the crime of online child sexual abuse. This paper is discussed through a qualitative research. The result of this paper is that Information Technology gives contribution in order to present a way out to tackle this problem, for example by giving solution on its surveillance. Other is from the perspectives of law. Money Laundering can assist in tackling online sexual crime toward children, for perpetrator and/or facilitator and/or pther third party who enjoy the illegal gain of this crime.

Keywords: *IT development, Anti-Money Laundering Crime Law, Prevention of Crime, Eradication of Crime, and Cyber Child Sexual Offense*

1. Introduction

Cyber crime is a result of a modern society. It can not denied that modern society has created a modern and sophisticated crime. Kirwan & Power (2013) explains: "When considering the social construction of crime, cybercrime is a very interesting case. Some cybercrimes were already defined as criminal events due to their similarity to offline counterparts. These type of offences are often considered in the literature to be 'old wine in the new bottles', as it is thought the nature of the crime has not changed, but merely the mechanism by which the crime has been carried out. Offences such as the distribution of child pornography online can be included in this categorisation". More sophisticated technology, means more sophisticated crimes. The 6th UN Congress on the Prevention of Crime and the Treatment of Offender mentioned:"... the farther the law was removed from the feeling and the values shared by the community, the greater was the lack of confidence and trust in the efficacy of the legal system". The law and its legal system will face a great challenges and shortfall in term of following cyber crime. It deals with so many forms. From old wine in the new bottle to a new wine in the new bottle, until new wine without bottle. From crimes against person, property, technology security, etc. Therefore Cyber crime itself needs multidisciplinary approach to handle. Sometimes it is called as online crime, virtual crime, cyber criminals, digital crimes, cyber offense, telematics crime, electronic crime, etc (this article choose the word cyber crime). To explain about the forms of cyber crime, Smith et al. (2004) mentions: Arguably a distinction could be made between cybercrime (a singular concept of crime that could encompass new criminal offences perpetrated in new ways) and cyber crime (a descriptive term for a type of crime involving conventional crimes perpetrated using new technologies). Criminal offences that fall into the former category might include cyberstalking and cyberterrorism.

Some have argued that virtual crime should be categorized as separate from and less serious than terrestial crime, altough Williams (2001, pp. 152 – 3) believes that 'the "real" and the "virtual" are not separate experiences and as such the nature of online communication enables a perpetrator to inflict recognisable levels of harm upon a victim via textual slurs and abuse'. We prefer to through the use of, or against, digital technologies. The form of cyber crime is actually developed and manisfested in many ways and forms. For some time, cyber crime appear in the new form even when it is essentially an old crime; or it appear in the new form and the essential is new crime (such as cracking, phising, voyetourism). Further, cyber crime arise as a new crime without bottle, in its derivatives is occuring such difficult and complicated crime to handle. Online child sexual offenses, such as tourism, pornography, voyetourism, trafficking, prostitution, etc are the possible crime that may appear in the variant forms. Shinder (2002), as quoted by P. Golose, mention that there is two categorize of cyber crime: 1. Cybercrime with violence, which is including cyberterrorism;

assault by threat; cyberstalking; and child pornography. 2. Cybercrime without violence, which is including cybertrespass; cybertheft; cyberfraud; destructive cybercrime; and other nonviolent cybercrimes (including cyber prostitue ads). The categorize from Shinder has remind that cybercrime against children can appear as violence and also non violence.

The nature of cyber crime itself is dangerous, and it puts children in threatening positions. Even though people may said that it is old crime, but people may think that its form gives complex effects to children. Russel Smith et al. (2004) then mention:
The concept of cyber crime we have chosen to adopt derives from the now widely accepted conception of cyber crime as entailing conduct prescribed by legislation and/or common law as developed in the courts, that:

- Involves the use of digital technologies in the commission of the offence, or
- Is derived at computing and communication technologies themselves; or
- Is incidental to the commission of other crimes.

Moreover, cyber crime can be the predicate crime which result other crime. It might derived money laundering crime. Therefore money laundering approach shall be applied to tackle cyber crime. Some cases related with sexual crime towards children in Indonesia has been detected through money laundering approach. In so many ways, the perpetrator of child sexual crime can commit their crime by going online. Internet has attaracted paedophilia, predators, and/or other perpetrator in exploring more children. Malesky (2007), as quoted by Kirwan & Power (2013), then mentions: "that three-quarters of men who perpetrated or attempted to perpetrated contact sexual offences against minors using the internet monitored chatroom dialogue". Internet is easily to facilitating perpetrator to commit sexual crime against children. Police Officer Bonaparte (2012) through his presentation mention a fact that cyber child sexual crime in Indonesia occurs such as a list of fact below:

Indonesian children were recruited into sex trafficking through Internet, "social networking media"; Photo sharing technologies are used for the instantaneous and mass dissemination of sexually abusive images of children for personal and commercial reasons; E-commerce tools are used to conduct the financial transactions associated with the sale of images and videos of child exploitation, and the outright sale or rent of victims of human trafficking; Certain websites pretend to offer "escorts services" (while actually they are online solicitation for sexual activity involving minors); In some case, children lured by offenders into sexual exploitation by enticing them with mobile phones, a nice house and other facilities; Pedophiles bribed parents with money, food, other basic needs and household goods. They were regarded as 'Santa Clauses' in those poor families. They won the hearts of locals by claiming to be "foster fathers" and promised parents to provide a better education and future for their children; Majority of the parents (of exploited children) work as cheap unskilled laborers or farmers, who have to spend most of their time in the field, and gave wide space for offenders to do their sexual misconduct toward children; Customers negotiate directly with the child prostitute in order to receive sexual gratification, or through an intermediary (pimp) who controls or oversees the prostitute's activities for profit and deliver those minors to hotels, brothels, villas in some areas; Many hotels will shamelessly arrange for a young school girl or boy to come to guest room for sex; Some minors found been sent to prostitution areas and brothels abroad.

Unfortunately the law enforcement in Indonesia remain shows that the enforcement is not yet reach effective levels since the major causes of child sexual abuse is not yet solved.
A. Santoso, vice of head of Indonesian Financial Transaction Reports & Analysis Centre (INTRAC), as quoted from VIVANEWS (2014) explains some facts that:
Saya dapat laporan bahwa ada 200 paedofil masuk Indonesia. Kami sudah telusuri ada di mana. Ini semacam wisata bagi mereka (paedofil)..
Para EO (= Event Organizer) itu yang kemudian mengarahkan para turis paedofil untuk masuk ke daerah-daerah tertentu, tujuannya mencari target anak-anak di perkampungan. Daerah-daerah yang disasar antara lain beberapa daerah di Sumatera, Cianjur, Semarang, Solo, Palu, dan Bali... Anak-anak yang mereka sasar pun beragam. Kaum paedofil membaginya ke dalam kategori, yakni anak remaja muda dari usia 9 hingga 11 tahun, dan anak remaja berusia 12 – 15 tahun. Kalau sudah 15 tahun ke atas biasanya sudah pelacuran anak-anak... Modus yang mereka gunakan juga bermacam-macam. Para paedofil itu sudah mendapat informasi

sebelum masuk ke daerah-daerah di Indonesia melalui internet... Bekal informasi yang diterima kaum paedofil itu antara lain, dengan menyiapkan dana bagi warga kampung...
(Free Translation:I got report that there are 200 paedophiles enter Indonesia. We have traced them everywhere. It is like a tourism activity for them (paedophiles)... The EO (Event Organizer) then direct the paedophiles tourist to certain areas, with destination to look for the children in remote area as target. The destination areas are some areas in Sumatera, Cianjur, Semarang, Solo, Palu, and Bali... The targeted children are various. Paedophiles devided them into categories, they are young teenager kids from age of 9 – 11 years, and teenager from age 12 – 15 years. If above age of 15, usually categorized as child prostitution... They use various modus. Paedophiles has information before entering the certain areas in Indonesia through internet... The informafion that has been received by paedophiles told them to prepare funds for the villagers...)

A. Santoso, as quoted in jakarta.sorotnews.com (2014) then add an information:

Apalagi Indonesia sudah menjadi negara tujuan. Salah satu buktinya, adanya aliran transaksi keuangan terkait child sex tourism. Hal itu yang akan ditelusuri oleh Pusat Pelaporan dan Analisis Transaksi Keuangan. PPATK dan Polri sudah membentuk gugus tugas untuk membongkar jaringan yang menawarkan child sex tourism... PPATK bekerjasama dengan Polri akan berusaha mengungkap jaringan-jaringan melalui penelusuran aliran uang, intelejen lapangan, maupun dari patroli Polri di dunia maya
(Free Translation: Furthermore, Indonesia has become destination country. Shown by the fact where there is financial transaction flows relating child sex tourism. There will be tracing by INTRAC. INTRAC and Indonesian National Police has set up a task force to tackle the networks who offer child sex tourism... INTRAC in the coordination with Indonesian National Police will discover the networking through money flows tracing, field intelligence, and Indonesian Police watchs through virtual world...)

Through the data from A. Santoso above it can be said that money laundering plays a great part in preventing and eradicating child sexual crime both in physical and virtual worlds.

2. Methodology

Qualitative research methodology and juridical normative metholodology, through statute and conceptual approach, will be operated to do this article writing. Moleong (2009) explains: "penelitian yang menghasilkan prosedur analisis yang tidak menggunakan analisis statistik atau cara kuantifikasi lainnya" (Free Translation: the research will result ain analysis which is not using statistical analysis or other quantitative procedure). The conceptual approach will operate to get a conceptual result to give solution for this problem of study in this article.

The Costs of Cyber Child Sexual Crime From Offender To Victims Perspectives: As a crime, cyber crime has been existing in so many forms and brought negative impacts to the victims. As mentioned by Shinder above, cyber crime can happen with violence and without violence. Even though cyber crime is abstract but the effect is real. In this article will discuss about online child sexual crime and other variant of crime that may appear. Child sexual abuse as arranged in the Optional Protocol on the sale of children, child prostitution, and child pornography has been a major and serious problem for children. In fact, this crime is also occuring in other form called sexual tourism. UNICEF (2009) describes:
Modern technologies have also led to new challenges and concerns, with disconcerting worldwide dimension. The explosion of these technologies, particularly the internet, has brought many benefits to humanity, but the consequences of their misuse are now evident... As widespread and uncontrolled online access became commonplace, countless paedophile websites appeared, and child pornography made its way into the global and connected world on the screens of personal computers.

As a result of the growing globalization of child exploitation, the international community took immediate action. Using the same information technologies that facilitate the exploitation of children, people dedicated to child protecion have attempted to increase global awareness. The explosive growth in circulation of information about old and new forms of child exploitation led to an innovative global movement to fight the practice. The explanation above shows how vulnerable children are and their protection when dealing with information technology (IT). IT can brings an old or a new crimes and even its derivative. Thus the issues of

child protection is important to be discussed and will find solution. Vulnerability of children in the IT development shall be put as main concern for everyone, including the IT expert. Child sexual exploitation can be understood from the definition given by UNICEF (2001) that is "Commercial sexual exploitation of children as 'a sexual abuse by an adult accompanied by remuneration in cash or in kind to the child or third person(s)". The definition of commercial sexual exploitation has given a very specific term of who is the offender, what the offender do to children, and what are the things that followd the action. Adult can do sexual abuse to children though abusing sexually accompanied by remuneration, both in cash and in kind to the child itself of third person(s). This kind of third person(s) is a middle man who facilitate the crime of sexual abuse to children. Thus both of offender and the third person(s) shall be punished. The common problem identified through the problem of sexual exploitation is that victim usually came from poor family. The third person(s) can be their parent. What can law do for that?

Article 2 of the Optional Protocol defines Sale of Children as:"any act or transaction whereby a child is transferred by any person or group of persons to another for remuneration or any other consideration". Children are in the sale or traffic constallation to get remuneration. Indonesia as a country who really concern with the problem of trafficking, has mentioned in its Law Number 21 of 2007 concerning Eradication of human trafficking, with more specific in Article 17, the gravity of punishment for person who traffic children will be added for 1/3. While the Law Number 23 of 2002 concerning Children's protection has prohibited the criminal act of child trafficking. Child prostitution regarding Article 2 of the Optional Protocol of CRC is "the use of a child in secual activities for remuneration or any other form of consideration". In a simple way, child prostitution can be understood from the construction that adults using children to be involved in any sexual activity to get payment or other kinds of remuneration, through any action of offering, acquiring, procuring, or providing a child to do child prostitution activity.

The big problem appearing in online context nowadays is about child pornography. Article 2 c of the Optional Protocol of CRC defines Child pornography as "any representation, by whatever means, of a child engaged in real or simulated explicit sexual activities or any representation of the sexual parts of a child for primarily sexual purposes". Sjahdeini (2009) notes:

Para pelaku kejahatan pornografi anak (molester) pada saat ini menggunakan teknologi komputer untuk mengorganisasi dan melakukan pengumpulan gambar-gambar ilegal ini. Di samping mereka juga menggunakan Internet untuk menambah jumlah kumpulan gambar-gambar ini. Pembuatan gambar-gambar ilegal tentang anak-anak ini sangat mahal di Internet, karena para pelakunya memiliki status yang lebih tinggi dibandingan dengan para pelaku di bidang ini yang masih melakukan pendistribusian dan perdagangan gambar-gambar tersebut secara tradisional (Free Translation: The offender of child pornography (molester) nowadays using computer technology for organizing and collecting illegal pictures. They use Internet also to add the number of pictures. Producing of illegal child pictures are very expensive in the Internet, because this type of offender has higher status than offender who distribute and sale the pictures traditionally)

The opinion of S.R. Sjahdeini above could give description that the more sophisticated the distribution of child pornographic pictures, the more expensive its value. Clough (2010) gives other opinion on Child pornography through Court, as below:

The court accepted the prosecution's submission that prohibiting the possession of child pornography is linked to reducing secual abuse of children in five ways:

- Child pornography promotes cognitive distortions such that is may normalise sexual activity with children in the mind of the possessor, weakening inhibitions and potentially leading to actual abuse. While acknowledging that the evidence is 'not strong', the court held that evidence does support a link between child pornography reducing peadophile's defences and inhibitions against secual abuse of children.
- Child pornography fuels fantasies that incite offenders. While not all offenders involved with child pornography are necessarily involved in direct sexual assault in children, the court accepted that there are some studies which suggest that child pornography may fuel fantasies and incite certain

people to offend, and that this is a sufficient rational connection to justify criminalisation as there is no need for unanimity of specific opinion.

- Prohibiting the possession of child pornography assists law enforcement efforts to reduce the productions, distribution and use of child pornography that result in direct harm to children. Although this rationale could not be the sole justification for abridging a Charter right, the court held that it was nonetheless a positive side-effect of the law.
- The court regarded the evidence as 'clear and uncontradicted' that child pornography is used for grooming and seducing victims...
- Some child pornography is produced using real children. The viewer is therefore in a sense an accessory after the fact to an act of child abuse by providing a market for it.

Child pornography is harmful and should be stopped. Offender should not do more longer action to abuse children. It will be harmful for children if they are engaged in child pornography through taking real children to produce any kind of child pornography. Thus law enforcement agents shall work very hard to prevent and eradicate this kind of action. Once again Clough (2010) reminds: "the harms of child pornography extend far beyond direct, physical exploitation. It is harmful whether it involves real children in its production or whether it is a product of the imagination. In either case, child pornography fosters and communicates the same harmfulm dehumanizing and degrading message". Both virtual and real, children are potential victim. Other dangerous activity relate with child sexual abuse is as described in the explanation before, that is called as child sexual tourism. Childsafe International (2012) defines child sexual tourism as "the commercial sexual exploitation of children by foreigners. It usually refers to: 1. Persons who travel from their own country to another to engage in sexual acts with children, or 2. Foreigner who engage in sexual activity with a child while overseas; 3. It often involves a third party who procures a child from local communities". The definition above mentioned 3 kinds of offender of child sexual tourism, that is domestic offender; foreigner offender; and third party as middle man. The construction of crime of child sexual tourism is very difficult to define. State country should regulate more strict on the tourism regulation. The offender can easily use tourism and social visit reason to conceal their intent to abuse children sexually. Even though Shinder categorize advertisement of sexual activity in cyber crime non violence, but it shall be reconsidered that advertisement related to crime of sexual abuse activity has the same dangerous effect as sexual abuse itself. Offering all material related with the child sexual abuse through any means shall be punished since it has the same impact to children.

Other form of crime which have been affected by abuse of Internet is grooming. A.A. Gillespie, as quote by Clough (2010) defines Grooming as "the process by which a child is befriended by a would-be abuser in an attempt to gain the child's confidence and trust, enabling them to get the child to acquise to abusive activity".
Other is voyeurism, which was defined by Clough (2010), that "goes beyond being watched without one's knowledge. It is concerned with the convert observing and recording of other, for a special purpose, in situations which may broadly be described as 'private'. Although successful in some cases, existing offences are generally ill-suited to the task. Offences such as stalking or trespass may require the offender to be physically proximate to the victim". The Law Number 11 of 2008 concerning Electronic Information and Transaction of the Republic of Indonesia actually prohibited any form of distribution, transmission, and availability of something with obscene material content, which was conduct ed intentionally and against the law. (vide Article 27 (1)). The regulation mentioned by Article 27 (1) above is actually in wide scope, since it is relating with obscene material. And regarding with child protection, Article 52 (1) of the Law Number 11 of 2008 is giving additional 1/3 gravity of punishment to any kind of violation containing obscinity or sexual exploitation to child. Concerning the appearing of many forms of cyber crime which may against children and abusing them sexually, it is making important to reconsider about what IT should contribute to give protection to children. Campaign about Internet safe is a way to raise awareness to children. The other idea which may developed by all IT Expert to protect chidren from any forms of child sexual abuse is by using photo DNA. The technology of Photo DNA can be used to detect the footprint of offender. As Kirwan and Power (2013) try to campaign, that is developing a contract of internet use which is suitable for a young adolesce and older teenager or a younger child by considering what elements of online behaviour should be covered, what they feel an acceptable amount of time to spend online daily. More importantly, IT Expert should create a tool to identify everyone who using online application. For example developing the principle of non repudiation in collaborating with camera using.

3. Money Laundering Approach Assistance in Tackling Online Child Sexual Crime

As understood from literature, money laundering is actually developed to stop the predicate crime, proceeds of crime and/or any kinds of expansion of the application field to other offences. Stessen (2000) mention: Criminals who, through their criminal activities, dispose of huge amounts of money, need to give this money a legitimate appearance: they need to 'launder' it. The phenomenon of money laundering is essentially aimed to two goals: preventing 'dirty money' from serving the crimes that generated it, and ensuring that the money can be used without any danger of confiscation.

Money laundering shall has predicate crime which is resulting proceeds of crime. To disguise that the property or money is derived from illegal activity, the perpetrator should to do laundering on that property. The United Nation Convention Against Illicit Traffic in Narcotics, Drugs and Psychotropic of 1988 defines Money Laundering as:

The conversion or transfer of property, knowing that such property is derived from any serious (indictable) offence or offences, or from act of participation in such offence or offences, for the purpose of concealing or disguising the illicit of the property or of assisting any person who is involved in the commission of such an offence or offences to evade the legal consequences of his action; or the concealment or disguise of the true nature, source, location, disposition, movement, rights with respect to, or ownership of property, knowing that such property is derived from a serious (indictable) offence or offences or from an act of participation in such an offence or offences.

Money laundering approach is a very specific and characteriscal apporach that is often difficult to understood. It is not easy to implement money laundering in court. But anyhow money laundering is quite danger since money laundering does not only threaten the stability of economy and the integrity of financial system, but it also can endanger the essential values of the social life and nationhood. The offender of the money laundering crime will hide or evade the sources and origin of Assets which derived from the criminal act. The process will be difficult to be traced by the law enforcement officer. The concept of money laundering put offender of predicate crime and its proceeds of crime will be traced, and shall be forfeited that assets, not only to stop the perpetrator to enjoy the illegal gain, but also to prevent other crimes which may financed by the illegal gain. Henceforth such result of criminal action shall be confiscated of forfeited. Money laundering however is getting more complex, transboundaries, and having various modus in its development. Money laundering can be done through 3 (three) stages, called Placement, Layering, and Integration. The stages are not accumulated. It can be happen through one stage and/or two and/or all stages. In short, it can be easily understood that money laundering did not need complete stage, but it must be done with intention.

Through the Law Number 8 of 2010 concerning prevention and eradication of money laundering crime, Indonesia has criminalised money laundering. The perspective that is developing through benefit cut-off approach. Illegal gain money that become the blood of the predicate crime should be cut off. The Law Number 8 of 2010 prohibited 3 (three) kinds of money laundering which is derived from any Predicate Crime as mentioned in Article 2, as below:

- Result of the criminal act shall be the Assets acquired from the criminal action as follow: a. Corruption; b. Bribery; c. Narcotics; d. Psychotropic; e. Labor smuggling; f. Immigrant smuggling; g. Criminal act in banking; h. Criminal act in capital market; i. Criminal act in insurance; j. Customs; k. Excise; l. **Human trafficking**; m. Trade of illegal fire arm; n. Terrorism; o. Kidnapping; p. Burglary; q. Embezzlement; r. Fraud; s. Money counterfeiting; t. Gambling; u. **Prostituting**; v. Criminal act in taxation; w. Criminal act in forestry; x. Criminal act in environment; y. Criminal action in marine and fishery; z. **Other criminal actions of which is treated with the imprisonment for 4 (four) years or more**.
  Of which is committed in the territory of the Republic of Indonesia and in the outside of the Territory of the Republic of Indonesia and such criminal act is called as criminal act according to the Indonesian law.

- Assets of which are recognized or of which are reasonably alleged to be used and/or directly or indirectly used for the terrorism activity, terrorism organization, or individual terrorism shall be equalized as the result of criminal act as set forth in section (1) point n above.

To find the predicate crime of cyber child sexual abuse, it can be constructed from the criminal act which have been bold above. However, cyber child sexual abuse will criminalize the act regarding with child (=human) trafficking, and also prostitution. Other predicate crime which can be cosntructed for cyber child sexual crime is using the Law Number 11 of 2008 of the Republic of Indonesia, Article 27 (1) as explained in previous page. The violation of Article 27 (1) as mention in Article 45 (1) will impacting person(s) who violate will be punished with imprisonment for maximum 6 (six) years and/or fine of Rp. 1.000.000.000, 00 (One billion rupiahs). About the criminalisation of money laundering, Article 3, 4, and 5 of the Law Number 8 of 2010 has been regulated. Article 3 was regulated in purpose to tackle the money laundering process of a predicate crime's offender and also money laundering's offender. Article 3 regulate:
Anyone, who places, transfers, forwards, spends, pays, grants, deposits, takes to the abroad, changes the form, changes to the currency or securities or other deeds towards the Assets of which are recognized or of which are reasonably alleged as the result of criminal action, as set forth in Article 2 (1) with the purpose to hide or to disguise the origin of Assets..

Article 3 above can be implemented to the offender of cyber child sexual crime. It means Article 3 will actively punish the offender of predicate crime and also money laundering crime.
Article 4 regulate:

Anyone, who hides, or disguise the origin, source, location, purpose, transfer of right, grant, deposit, exchange, or utilizes the Assets of which are known by him or of which are reasonably alleged as the result if the criminal act, as set forth in Article 2 (1)...

Article 4 will be subject to the intermediate person. In the case of cyber child sexual abuse it may third person(s) or the organizer. The organizer or third person(s) may facilitate the hide or disguise process of illegal money from the offender.
Article 5 (1) regulate:

Anyone, who accepts or who takes control on placement, transfer, payment, grant, deposit, exchange, or utilizes the Assets of which are known by him or of which are reasonably alleged as the result of the criminal act, as set forth in Article 2 (1)...

Article 5 (1) above can be elaborated by implementing to the receiver of the illegal gain from offender. It might the third person who receive money from the offender of cyber child sexual abuse. Related with the regime of money laundering, which will stop the crime and the other proceeds of crime, then confiscation or forfeiture will play important role here. Forfeiture shall operate in conducting benefit cut-off perspectives. F. Frattini (2007) mentions: "No matter how effective preventive measures may be, crucial to the success and credibility of the anti-money laundering scheme is that further action is taken 'down the pipeline'..." While the European Council affirmed that: "Money laundering is at the very heart of organized crime. It should be rooted out wherever it occurs". Thus, the confiscation or forfeiture will play important role in stopping the pipeline which derived from assets or money which becomes the heart of crime itself. The Law Number 8 of 2010 has regulated about the mechanism of forfeiture, which is known as Postponement of Transaction (Article 26); Temporary discontinuity of transaction (Article 66), and Blocking mechanism (Article 71). It shall be applied without delay once the reporting parties find a proper evidence that the there is a money laundering process happen. Therefore, the scheme below will assist in understanding how money laundering can play a role in tackling cyber child sexual crime.

Figure 1: AML model

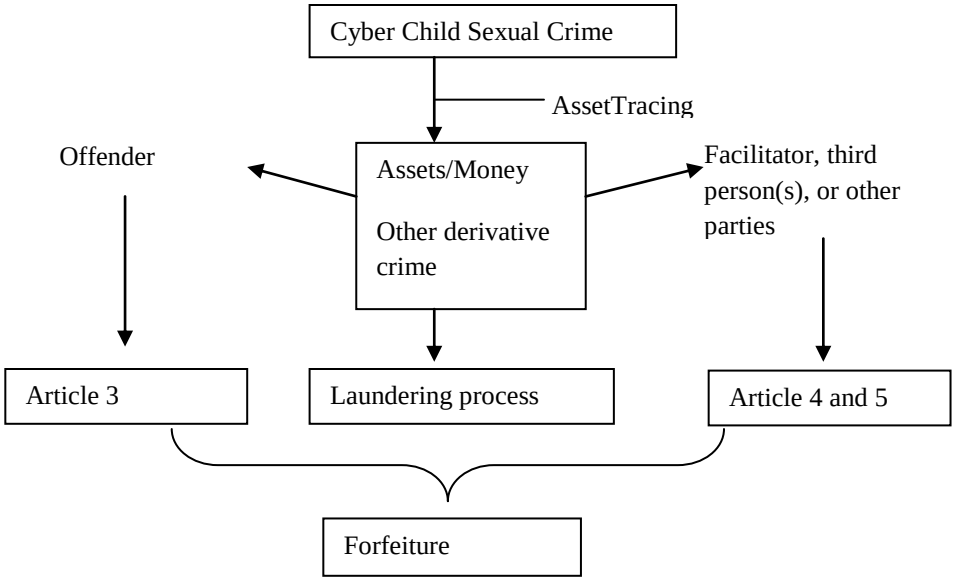

Yusuf (2014) in conclusion explained: "Perang melawan para pelaku pencucian uang tidak hanya mengurangi kejahatan di bidang keuangan, tetapi juga menghalangi mereka untuk melakukan kejahatan serius (serious crime) lainnya" (Free translation: the war against offender of money laundering won't reduce the financial crime itself, but barred them to commit other serious crime). Child sexual abuse is a serious and dangerous crime, both through physical and through cyber medium. Therefore it needed extraordinary effort to tackle it. From the explanation above, it can be understood from the diagram mention below:

Figure 2: Result

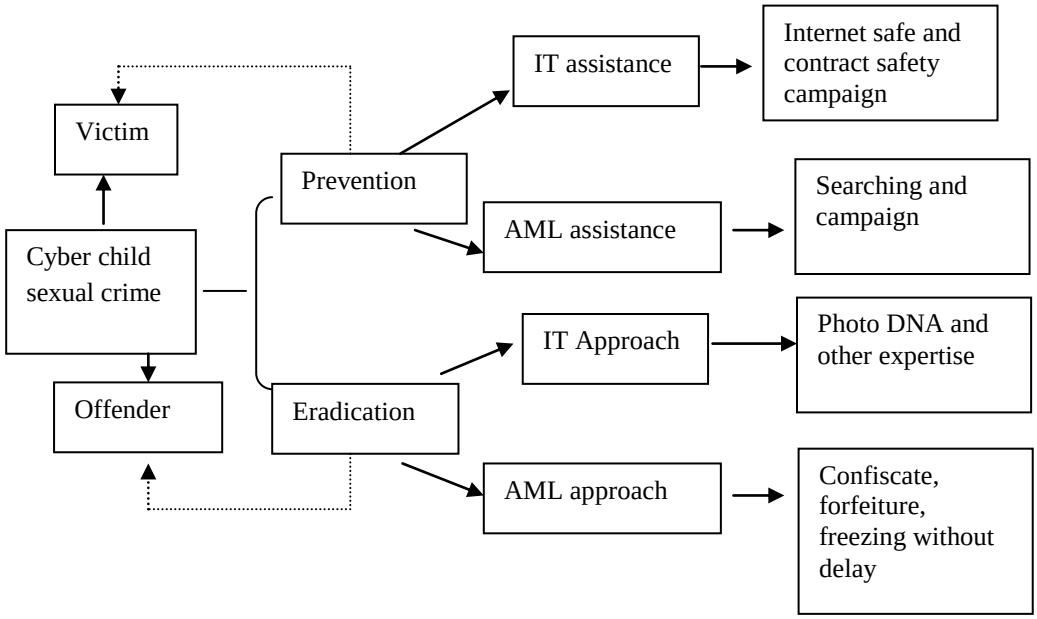

Solution: In understanding the dangerousity of cyber child sexual crime, it needs extraordinary effort from the law and the law of enforcement itself. Children are potential victims of the development of Information Technology (IT). Online crime has put children as a victim which can be exploitated sexually by the offender and/or the facilitator (third person(s) to get benefit. The complex modus of the cyber crime, shall be tackled

down seriously. Both of IT and Money laundering should be collaborated and operated well since they have very significant role in reducing and combating the crime of child sexual abuse through online.

4. Recommendation

The law enforcement agents should considering to start in using money laundering law in order to tackle the crime of cyber child sexual abuse, and reintegrated it everytime there is offender is charge with child sexual abuse. It will give effective impact to cut the proceeds and further action of child sexual abuse, and forfeit any kinds of benefit which may derived from the crime.

References

Arpas, M. (2014). PPATK akan usut Aliran Dana Untuk Kejahatan Seks Anak. Jakarta.sorotnews.com. p.1

Bonaparte, N. (2012). The Effectiveness of Indonesian Nation Legislation in Addressing Sexual Crimes Against Children Online.[PowerPoint slides]. Conference on Sexual Crimes Against Children Online: Law Enforcement and Regional Cooperation, Jakarta, October 29-30, 2012.

International, C. (2012). Sexual Abuse and expolitation of Children. Retrieved from http://www.childsafe-international.org.

Clough, J. (2010). Principles of Cybercrime. United Kingdom: Cambridge University Press, 252-253, 272, 291, 332, 389

Frattini, F. (2007). Initiatives of the European Commission. In Muller, W.H, Kalin, C.H & Goldsworth, J.G. (eds), Anti Money Laundering: International Law and Practice (63), United Kingdom: Henley& Partners

Golose, P. R. (2008). Seputar Kejahatan Hacking: Teori dan Studi Kasus. Jakarta: YPKIK, 29

Kirwan, G. & Power, A. (2013). Cybercrime: The Psychology of Online Offenders. *United Kingdom: Cambridge University Press*, 3(18), 132, 138

Malau, I. L. F. (2014). Astaga! Indonesia Jadi Tujuan Wisata Ratusan Paedofil. VIVANEWS (viva. co.id), pp. 1-2

Moleong, L. J. (2009). Metodologi Penelitian Kualitatif. Bandung: Remaja Rosdakarya, 6 www.nsopw.gov.

Shinder, D. L. (2002). *Scene of the Cyber crime: Computer Forensics Handbook*. Syngress Publishing Inc. 88 Hingham Street, USA.

Sjahdeini, S. R.(2009). Kejahatan & Tindak Pidana Komputer. Jakarta: Sinar Grafiti, 178

Smith, R. G., Grabosky, P. & Urbas, G. (2004). Cyber Criminals on Trial. United Kingdom: Cambridge University Press, 6, 7.

Stessens, G. (2000). Money Laundering: A New International Law Enforcement Model. United Kingdom: Cambridge University Press, 5

UNICEF. (2009). Handbook on the Optional Protocol on the Sale of Children, Child Prostitution and Child Pornography. Italy: UNICEF Innocenti Research Centre, p. viii

Williams, M. (2001). The Language of Cybercrime', in Wall, D. S. (ed.), *Crime and the Internet*, Routledge, London, 152-166.

Yusuf, M. (2014). Mengenal, Mencegah, Memberantas Tindak Pidana Pencucian Uang. Jakarta: PPATK, 131.

Jornal of Social and Development Sciences (JSDS)
Vol. 6, No. 2, June 2015 (ISSN 2221-1152)

Governance and Tax Revenue in Asean Countries

Makmun Syadullah, Tri Wibowo
Fiscal Policy Agency, Ministry of Finance of the Republic of Indonesia
makmunsyadullah@yahoo.com

Abstract: Tax revenue is influenced by many factors. Existing studies reveal that political stability, level of corruption, quality of the policy, income per capita, share of agriculture to the GDP, and market openness are some of the factors influencing tax revenue. This study aims to analyze the influence of governance by using some indicators, such as political stability, government effectiveness, quality of regulation, law enforcement accountability and control on corruption in tax area through empirical analysis of ASEAN countries. Descriptive analysis and causality methods are employed in this study. causality method is used to determine the relationship between observed variables using panel regression. The results of the study indicate that the controlon corruption, voice and *a*ccountability and political stability variables have significant negative effects on the tax ratio, while rule of law and quality of regulatory variables have positive impact on the tax ratio.

Keywords: *Governance, Taxation, political stability*

1. Introduction

Theoretically, there is a relationship between taxation and investors' decision to make portfolio investment (Mossin, 1968 and Stiglitz, 1969). The impact of taxation on investment depends on how the law defines types of taxable income (Mankiw, 2007). Tax evasion is often found in practice and analysis of the causes of it has been conducted. On the other hand, Empirical studies on tax compliance have been done in various countries. Blanthorne (2000) and Bobek (2003) showed that non-compliance taxpayers' behavior is strongly influenced by several variables such as attitudes, subjective norms and perceived behavioral control. According to the study by the International Tax Compact in 2010, causes of tax evasion and tax avoidance in developing countries are including lack of tax regulations and weak tax administration. Bradley (1994) and Siahaan (2005) conducted studies on level of compliance of corporate tax payers with tax professional as the respondents. Both of the studies use theory of individual behavior and organizational behavior. Tax compliance are also influenced by cultural value of modern or traditional (Inglehart and Welzel 2005; Gereffi, 1989; Bergman, 2002). The level of religious beliefs also have a positive effect on the tax compliance. (Barro and McCleary (2003). Gereffi (1989), Lobkowski (1991), and You and Khagram (2005) also agreed that certain cultural values (hardworking, loyalty and punctuality) in East Asian countries are much better than in Latin America in recent years and these affect tax compliance in Asian countries.

Beside the various factors mentioned above, tax revenue is also affected by political stability, level of corruption, and quality of the policy. Imam and Jacobs (2007) showed that tax collection is affected by the real per capita income, the share of agriculture to the GDP, market openness, inflation and corruption. Gupta (2007) found that several structural factors, such as GDP per capita, the share of agriculture to GDP, foreign debt, and institutional variables such as corruption and political stability, have a significant effect on state's revenues. In Indonesia, the study of taxpayer compliance also performed by Mustikasari in 2007. The results showed that for the tax professional who had a high moral obligation, the intention of non-compliance to the tax was low and vice versa. The lower the perception of tax professional on its control would encourage tax professionals to obey tax obligation. A study by Mukhlis et al. (2014) showed that the factors that may affect tax compliance, especially Small and Medium Enterprises (SMEs) for paying tax, are justice, government's seriousness in dealing with corruption cases in taxation, tax rate, and how the income from tax spent for the benefits of the community. Beside influenced by tax compliance, tax target achievement is also influenced by the political economy condition(Riduansyah, 2003). His research showed that stable political and economic condition is important for the Bogor Local City Government to set the target on local tax revenues and levies. Those two factors can be considered as two sides of a coin which determine the realization of the revenue. Rapid economic activity, supported by the stability of political and social conditions, provide an opportunity for regional government to maximize their revenue achievement.

Tax revenues in term of monetary value in Indonesia have been increasing from year to year with fluctuations within the year. However, the tax ratio has not significantly increased. Until 2014, Indonesian tax ratio was about 13 percent, lower than neighborhood countries such as Malaysia and Thailand which have tax ratio above 16 percent and far below South Korea that reach 24 percent. Low tax ratio indicates a loss of potential revenue that can be used as a source of development financing. It is also an indication of a sub-optimal taxation which means that there is a tax potential that cannot be collected. One of the possible reasons of this is the existence of tax evasion (Andreoni, Erard and Feinstein, 1998). Governance is one of the factors that determine tax compliance which lead to increasing or decreasing tax revenue. Kaufmann, Kraay, and Mastruzzi (2003), investigate the impact of institutions on tax morale. They use six proxies of the governance indicators, which the variables measure the process by which governments are selected, monitored, and replaced (voice and accountability, political stability and absence of violence), the capacity of the government to formulate and implement sound policies (government effectiveness, regulatory quality) and the respect of citizens and the state for the institutions that govern economic and social interactions (rule of law and control of corruption). This study aims to analyze the effect of governance on tax revenue. Governance in this study is represented by indicators such as political stability, government effectiveness, regulatory quality, law enforcement, accountability and control on corruption of tax revenues with empirical data of ASEAN countries.

2. Literature Review

Tax Gap: Tax gap is the difference between tax collected and tax liability (HM Revenue and Customs, 2013). Theoretically, the liability represents the tax that will be paid if all individuals and business entities legally eligible for paying taxes. Meanwhile, the US Internal Revenue Service (2005) defines the tax gap as "the difference between what taxpayers should pay and what they actually pay on a timely basis". Tax gap reflects the loss of tax caused by various reasons such as criminal attacks on the tax system or the taxpayer does not pay tax legaly or illegaly. In some cases, taxpayers hide income or assets, using designed schemes to avoid taxes payment obligation or different interpretations of the taxation system as the impact of complexity in tax regulation Toder (2007) defines the tax gap in two terms, the gross tax gap and the net tax gap. The gross tax gap represents the difference between the tax payable in the current year and the amount of tax paid by the taxpayer on time. The net tax gap is the gross tax gap in the current year deducted by the amount of tax payable paid by the taxpayer overdue (caused both paid voluntarily and as a result of billing efforts conducted by the tax authorities). According to the IRS (2005), the tax gap is the difference between the amount of the potential tax that may be collected and tax paid. Tax gap shows the potential revenues that have not been successfully realized by the tax authorities of a country. In the calculating of the tax gap, there is no difference problem in the structure of the taxation system problems on the both sides, the numerator and denominator. In the comparison with other countries, the use of the tax gap is considered more fair because tax structure such as differences in tax rates, the tax base and tax revenue component has been neutralized.

Taxpayer Behavior*:* From various studies, Ali (2013) concluded that the level of tax compliance highly affected by five factors, namely (i) the economic deterrence; (ii) the fiscal exchange; (iii) social influences; (iv) the comparative treatment; and (v) political accountability. Five indicators in certain situations can affect each other. Description of each indicator is as follows:

Economic Deterrence: The economic theory states that the economic deterrence is influenced by factors such as tax rates that will have an impact on avoidance, and the possibility of fraud detection that will determine the cost. These indicates that if tax rates are too high, it will encourage taxpayers to avoid it. As soon as the sanctions would affect Taxpayer's intention not to commit tax evasion. Sanctions are not the controlled factor for intentions and on behavior. Therefore, determined sanctions influenced not only intention to behave disobedient but also disobedient behavior directly. The positive effect of sanctions is in line with the results of the study (MacCaleb, 1976; Cummings et al., 2009). The increase and the amount of the penalty will cause a reduction in tax evasion and increase the level of tax compliance through the deterrent effect. The results of the study Benk et al. (2011) also showed that the sanction affects the taxpayer's intention to behave.

Fiscal Exchange: According to the theory of fiscal exchange, government spending can motivate the level of compliance to pay taxes. Therefore, the government can increase the level of tax compliance by providing goods needed by the citizen more efficient and accessible easily (Cowell and Gordon, 1988; Levi, 1988; Tilly, 1992; Moore, 2004 & 1998). Alm et al. (1992) noted that the level of tax compliance will increase when public goods and services are available. Therefore, the main concern of the taxpayers is what they get as a return for direct payment of their taxes in the form of public service (quid pro quo). Peoples want to pay taxes because they appreciate the goods provided by the government, recognizing for what they pay is needed both to fund the procurement of goods and services (Fjeldstad, 2001). The existence of positive benefits can increase the likelihood that the taxpayer will comply voluntarily. Instead, corruption by government officials (especially tax officials) will cause the public unwilling to pay taxes (Cahyowati, 2011). The efforts to improve taxpayer compliance base on the assumption that the taxpayer does not want to pay taxes so that should be forced. In fact, there are taxpayers who voluntarily want to pay taxes caused existence of tax morality, called the ethical factor. Many factors affect the tax morality, one of them is the establishment of good governance. Because tax revenue is executive's duty, so the establishment of good governance that is controlled by executive can be improved. From the results of a survey conducted by Alm & Torgler (2011), the factors that influence the tax morality are the confidence to government, fair tax administration, nationalism and democracy.

Social Influences: In the social influence models, compliance behavior and attitudes to the tax system is suggested to be influenced by the behavior and social norms of groups as individual's reference (Snavely, 1990). The Planned Behavior Theory developed by Ajzen (1991) is one of the attitude theories applied in various of behaviors. Arniati (2009) also stated that the Planned Behavior Theory is one of the models of social psychology that is often used to predict behavior. The Planned Behavior Theory is a good predictor of behavior because it is balanced by the intention to carry out the behavior. For this reason the researchers use the Planned Behavior Theory to explain phenomena or factors that affect tax compliance. In the Planned Behavior Theory, behavior acted by the individual arises because of the intention to behave. The rising of intention to behave is determined by three factors, namely: (1) attitude toward the behavior; (2) the subjective norm; and (3) the perception of controled behavioral (Ajzen, 1991). Hanno and Violette (1996) studied the tax compliance, and found that the attitude and subjective norm had a positive effect on intentions and behavior of tax compliance. Blanthorne (2000) improved the Planned Behavior Theory by adding the ethic variables to examine the tax compliance behavior of two individual taxpayers groups. The first group was individual taxpayers that had an opportunity to disobey, and another group was individual taxpayers that did not have an opportunity to disobey. Blanthorne could not prove that attitudes influenced the tax compliance intentions. From this study, it was found that the influence of the surrounding people (sub-jective norms) and perception of controled behavioral affected negatively to the tax compliance intentions.

Comparative Treatment: The comparative treatment model was established base on the equity and positive theory that said "addressing inequities in the exchange relationship between government and Taxpayers would result in improved compliance" (McKerchar and Evans, 2009). One of the things that have to be considered in the implementation of tax in the a country was the presence of justice. This is because psychologically the Community recognized that the tax is a burden. Therefore, of course, people needed a certainty that they got fair treatment in the imposition and collection of taxes by the state. It did not aim to obstruct the operating of the existed tax system. This assessment was probably to affect not only the assessment of citizen but also how citizen saw each others (D 'Arcy, 2011).

Political legitimacy: According to the theory of political legitimacy, tax compliance was affected by the level of trust to the government (Tayler, 2006; Kirchler et al., 2008). Legitimacy could be described as a belief or trust to governments, institutions, and social arrangements that should be appropriate, accurate, fair, and work for the society's goodness. Political scientists discussed how the legitimacy of political and civil identification was managed. African countries after independence emphasized national development for ethnic identity has been more successful than those who allowed the major ethnic hatred politics. In the subsequent empirical analysis we will look at the extent to which different theories of tax compliance contributes to explain public attitudes towards taxation in African countries selected.

3. Methodology

World Bank (in Kaufmann et al., 2010) defines governance as a government with authority on how to carry out the management of economic and social resources for development of a country. Furthermore, Kaufmann et al. (2010) describes governance into three indicators: (a) the process by which governments are selected, monitored and replaced; (b) the capacity of the government to effectively formulate and implement sound policies; and (c) the respect of citizens and the state of the institutions that govern economic and social interactions. Each of indicators consists of two variables with the following description:

(a) A process where the government are selected, monitored and replaced:

- *Voice and Accountability* (VA) - Having perceptions regarding how far a certain country's citizens can participate for selecting their government, as well as freedom of expression, freedom of association, and a free media.
- *Political Stability* (PS) - having perceptions of the likelihood that the government will be stable or overthrown constitutionally or with violence, including motivation for political violence and terrorism.

(b) Capacity of the government to formulate and implement sound policies effectivelly:

- *Government Effectiveness* (GE) - having perceptions of the quality of public services, the quality of the public officials and the degree of their independence from political pressure, the quality of policy formulation and implementation, and the credibility of the government's commitment to such policies.
- Regulatory Quality (QR)-having perceptions of the ability of the government to formulate and implement sound policies and regulations that permit and promote the development of private sector.

(c) Respect of citizens and the state for the institutions that regulate economic and social interactions, including:

- Rule of Law (RL)-having perceptions how far agents are confidence and comply to the rules of society, and especially the quality of contract enforcement, property rights, the police, and the courts, as well as the likelihood of crime and violence.
- *Control of Corruption* (CC)-having perceptions how far the public power is exercised for private interest, including in small and big forms of corruption, as well as the role of elites and private interests.

The analytical methods used in this paper are descriptive method and causality. Descriptive method is used to describe the observed variables, whereas the causality method is used to determine the relationship between the observed variables by using panel regression. Panel regression analysis on Tax Ratio as the dependent variable, and Governance which consists of six elements as the independent variables. Panel regression model is as follows:

$$TR_{i,t} = \alpha + ß_1 VAi_{i,t} + ß_2 PS_{i,t} + ß_3 GE_{i,t} + ß_4 RQ_{i,t} + ß_5 RL_{i,t} + ß_6 CC_{i,t} + \varepsilon_{i,t}$$

Where:

TR = *Tax Ratio (tax revenue to GDP ratio, in percent)*

For six elements as independent variables that representate Governance are index number with the range of value nge -2.5 (the lowest value) to 2.5 (the highest value). The six-forming elements are:

VA = *Voice and Accountability*
PS = *Political Stability and Absence of Violence/Terrorism*
GE = *Government Effectiveness*
RQ = *Regulatory Quality*
RL = *Rule of Law*
CC = *Control of Corruption*
α = constant

ß = regression coefficient
$\varepsilon_{i,t}$ = Error

Selection on panel model is done using several methods of: (i) the Chow-test or the Likelihood Ratio Test (LR test). It is used to choose whether the model follows Pool Least Square (PLS) or Fixed Effect Model (FEM). (ii) the Hausman test. The results from the test are to determine whether the model follows Fixed Effect Model (FEM) or Random Effect Model (REM). Tax Ratio data is obtained from the World Bank, while the g*overnance* data is obtained from the Worldwide Governance Indicators. Observation covers the period from 2003 to 2012. The scope of the research is the Asean region. However, because of the limited availability of the data, Brunei Darussalam, Myanmar and Vietnam are not included in the analysis. Lack of tax ratio data for Laos (2003 s / d 2005) and Indonesia (2010 s / d 2012) is completed from CEIC Data.

Theoretical frame work: This study is based on some theories. First is the theory of political legitimacy. The theory states that tax compliance is influenced by the level of citizen's trust to the government (Tayler, 2006; Kirchler et al., 2008). Legitimacy can be described as a belief or trust that governments, institutions, and social arrangements should be appropriate, accurate, fair and work for the all citizen's goodness. The second are the studies conducted by Bird et al. (2004) and Gupta (2007). Bird et al. (2004) found that factors such as corruption, role of law and regulations, play a key role for determining the tax revenue. While Gupta (2007) explained that corruption has a significant negative effect on revenue performance. Third thought is that state revenues depend on government efficiency. Good governance has a positive relationship with the tax system. Tax-to-GDP ratio can be increased by using a combination of good governance, macro-economic policy, and other policies. Benno (2003) showed that democracy, autonomy, trust in government and the courts, and the legal system have significant positive effects on tax morale.

4. Data Analysis and Results

***Tax Ratio of ASEAN Countries*:** In the period 2003 to 2012, the highest average tax ratio in ASEAN was in Thailand by 16.91%. Although it was in the highest rank position, the tax ratio of Thailand had a high standard deviation of 1.33%. Unstable political conditions in Thailand was one of the factors that caused the volatility of the tax ratio. Although the average tax ratio of Indonesia was in fourth rank position by 12.15%, the tax ratio of Indonesia was the least volatile than the other ASEAN countries. Indonesian tax ratio's standard deviation was 0.49%, less than Singapore that was in the second rank by 0.70%. The stability of the tax ratio in Indonesia was supported by the improvement in the political stability, in comparison with ther countries. During the observation period, the trend of political stability in Indonesia has increased. In 2003, Indonesia's political stability index of -2.12 that was the lowest index among the seven countries in ASEAN was observed. The index rised continuosly so that in 2012 reached -0.57 (the fourth rank), with a trend increase in the index of 0.163 per year. Singapore as the most stable political country just had a trend of increase in the index around 0,029 per year. Meanwhile, in Thailand and Malaysia, the political stability indexes fell by -0.099 and -0.054 respectively. Assuming Indonesian political stability index increased by 0.163 per year, it can be predicted that in 2016 the political stability index will be positive (Figure 1).

However, with average tax ratio that was only in fourth rank, the movement of Indonesian tax ratio was relatively stagnant in comparison to other countries. the highest value of Indonesian tax ratio was just in sixth rank by 13.00% that occurred in 2008. While, Thailand could achieve a tax ratio by 18.40% in the same year. One of the factors that caused the low tax ratio is the low competitiveness of Indonesia. According to Schwab (2014), in the Global Competitiveness Index, Indonesia's competitiveness ranking rose from 38 in 2013 to 34 in 2014. However, among the ASEAN countries, Indonesia's competitiveness was still relatively low. The competitiveness index of Singapore ranked the second world, Malaysia ranked 20th, and Thailand ranked 31. In the report, one of the causes of the weakness of Indonesia's competitiveness was the issue of corruption. Corruption in Indonesia ranked 87 out of 144 countries, not better than Thailand (84), Malaysia (37), even Singapore (3).

Figure 1: Average Tax Ratio of ASEAN (2003-2012)

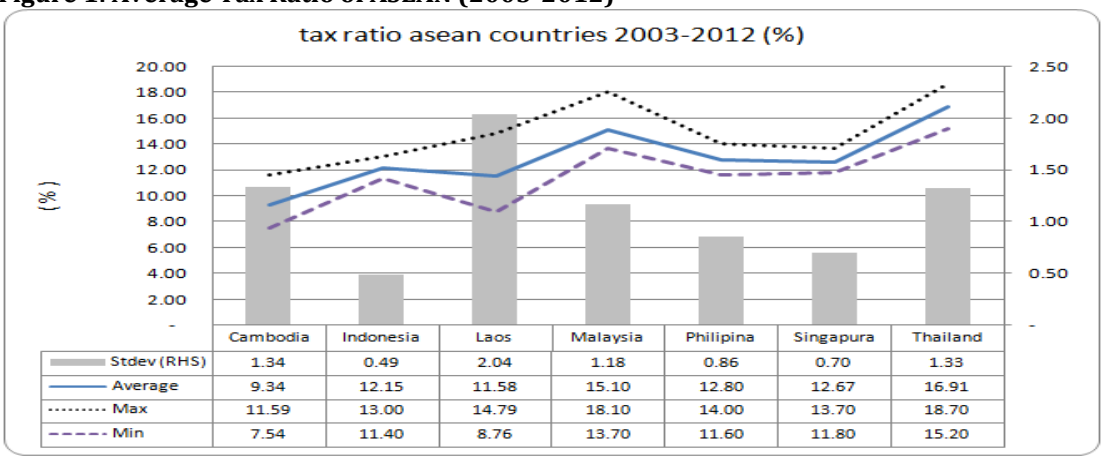

	Cambodia	Indonesia	Laos	Malaysia	Philipina	Singapura	Thailand
Stdev (RHS)	1.34	0.49	2.04	1.18	0.86	0.70	1.33
Average	9.34	12.15	11.58	15.10	12.80	12.67	16.91
Max	11.59	13.00	14.79	18.10	14.00	13.70	18.70
Min	7.54	11.40	8.76	13.70	11.60	11.80	15.20

Source: World Bank

Governance: Qquality governance that includes voice and accountability, political stability and absence of violence / terrorism, government effectiveness, regulatory quality, rule of law and control of corruption is widely agreed and a social phenomenon that can significantly reduce tax revenues and seriously affect the growth of economics and economic development that in the end have an impact on state revenues. The quality of governance of a country is an important factor in the development process. Bird et al. (2008) showed that the tax structure was very responsive to the governance structure; state income taxes could boost their performance through improved governance structure. Various studies have tried to investigate the determinants of tax revenue (eg, Teera, 2003; Tanzi and Zee, 2000; Imam and Jacobs, 2007). Imam and Jacobs explained real income per capita, share of agriculture to GDP, trade openness and inflation, and corruption. From the six governance indicators, Indonesia was superior in voice and accountability (VA) indicator. Indonesia obtained VA index value by 0.03, slighly below Singapore's ranks that was in the first rank by 0.08. Indonesia's democratic process that began in 2000 is going well. The freedom of the press, multi-party elections, and the freedom of expression can run well without disturbing political stability. Except VA, five other governance indicators has negative value. From the five negative indicators, the Controling of Corruption variable has the most negative value, so it is necessary to obtain high priority in the improving of governance. The controling of corruption index value is -0.66 for Indonesia. This value is only higher than Cambodia and Laos who have a value of -1.04 for both of them. Meanwhile, the level of controling of corruption for Singapore was in the top rank by a value of 2.58.

Figure 2: Governance's Elements of ASEAN in 2012

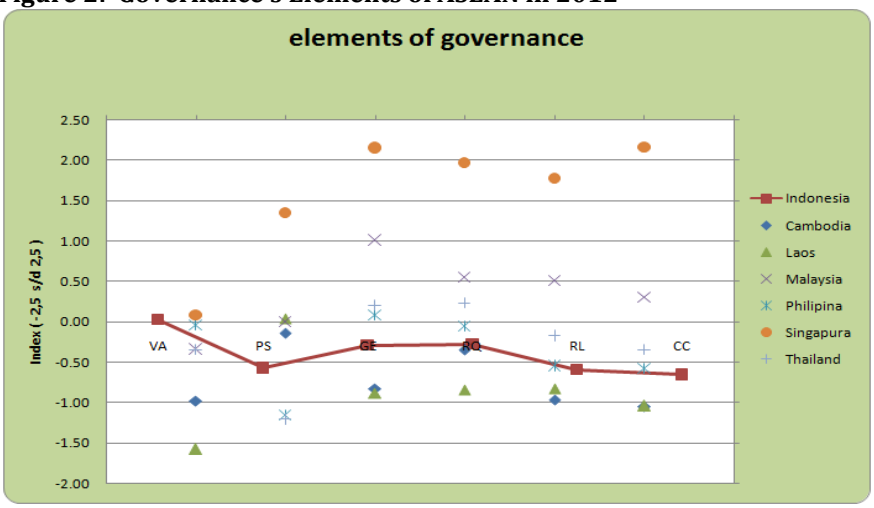

Source: www.govindicators.org

Besides the controling of corruption, Indonesia Governance variable that also need to be given priority is the improvement of the rule of law (RL). This variable Indonesian index only reaches -0.60, above Laos (-0.83) and Cambodia (-0.97). The sixth of governance elements of the ASEAN countries are presented in Table 1.

Table 1: Governance's Element of ASEAN in 2012

	Cambodia	Indonesia	Laos	Malaysia	Philippine	Singapore	Thailand
VA	-0.98	0.03	-1.58	-0.34	-0.04	0.08	-0.34
PS	-0.14	-0.57	0.04	0.00	-1.16	1.34	-1.21
GE	-0.83	-0.29	-0.88	1.01	0.08	2.15	0.21
RQ	-0.35	-0.28	-0.84	0.55	-0.06	1.96	0.23
RL	-0.97	-0.60	-0.83	0.51	-0.55	1.77	-0.17
CC	-1.04	-0.66	-1.04	0.30	-0.58	2.15	-0.34

Source: www.govindicators.org

Regressionof Governance to tax ratio: Statistical regression models should eligible Robustness and Stability, so that the coefficient does not change and will produce accurate forecasts. By including all variables, of the six independent variables that provide mixed results (Table 2). GE coefficient? PLS and FEM model is positive, while the Mode REM and FEM coefficient GE? is negative. Likewise, for the variable LR? PLS model provides a negative value, while the other models provide a positive value. Variable VA ?, PS? and CC? giving consistent results with relation to the TR? has a negative sign. While the RQ? also consistently have a positive relationship terhdap TR ?. If the model is used, it is not eligible robustness and stability. By looking at the value of Prob. GE variable? which amounted to 0960 showed that GE? showed no significant effect on the tax ratio, the next stage vaiabel GE? excluded from the model.

Table 2: Results from Various Robustness Tests (All variable)

Robustness Test	PLS		FEM		REM		FEM with SUR & White	
	Coefficient	Prob.	Coefficient	Prob.	Coefficient	Prob.	Coefficient	Prob.
VA?	-9.006	0.000	-3.081	0.022	-1.741	0.000	-3.212	0
PS?	-4.089	0.000	-0.736	0.361	-2.135	0.000	-0.694	0.018
GE?	12.011	0.000	0.101	0.955	-0.636	0.493	-0.0188	0.960
RQ?	8.285	0.000	6.325	0.001	2.442	0.001	6.424	0
RL?	-6.130	0.063	3.071	0.174	8.822	0.000	2.765	0
CC?	-7.286	0.000	-1.444	0.336	-6.174	0.00	-1.123	0.0001
Constant			10.775		11.099		10.767	
Effect (Cross) :								
_CAM--C			0.283		-1.76E-10		0.145	
_IND--C			3.911		1.31E-10		3.988	
_LAO--C			4.151		6.60E-11		4.048	
_MAL--C			-1.541		-3.86E-11		-1.422	
_PIL—C			2.217		-2.21E-10		2.359	
_SGP—C			-11.478		-8.04E-11		-11.661	
_THA—C			2.456		3.19E-10		2.542	
R-squared	-0.504		0.863		0.661748		0.974	
F Stat			29.95		20.54		178.54	
DW	0.489		1.246		0.727		2.017	

Source : Result of analysis

After GE? variable excluded from the model, the relationship of independent variables in the model against the tax ratio showed consistent and have a good stable coefficient direction at LS, FEM, REM and FEM with SUR & White. VA? variable , PS ?, and CC? has a negative relationship with tax ratio (TR?). While the variable RQ? and RL? have a positive relationship. After GE variable? excluded from the model, models have shown stable results, it can be seen from the value of the regression coefficient sign that does not change the direction of the independent variables with the tax ratio (Table 3). To obtain the best panel regression models for the relationship between governance and tax ratio, two stages of testing has been conducted. Firstly, model selection between Pool Least Square (PLS) and the Fixed Effect Model (FEM) uses the Likelihood Ratio test (LR test). The test's result is Chi-square value of 63.5 with a probability of 0.000, so it can be concluded that a panel regression FEM is better than the PLS model. The second phase, to choose the best model between the Random Effect Model (REM) and the Fixed Effect Model (FEM) is by using the Hausman test. The obtained test's result is Chi-square value of 12.3 with a probability of 0.030. Then, it can be concluded that a panel regression FEM is better than REM. Based on those two tests, we can conclude that the Fixed Effect Model (FEM) is the most excellent models to know how the effect of governance to the tax ratio. Although Adjusted R^2 and F statistics are high, the value ofthe Durbin-Watson statisticis 1.24. It can be concluded that the regression above still contains the autocorrelation problem, so the model still needs to be cleared from these problems. To avoidany heteroskedastic problem, we use the option of White cross-section with panel regression options Seemingly Unrelated Regression panel regression (SUR). The result's analys is of regression is free from autocorrelation and heretoskedastik problems. By using five governance variables, we run the regression again and find a higher R^2 values of 97.5 percent, a larger Fstatisticsby 206 and the Durbin-Watson statistic by 2.02. This model is free from the problem of autocorrelation.

Table 3: Results from Various Robustness Tests (Minus variable GE?)

Robustness Test	**PLS**		**FEM**		**REM**		**FEM with SUR & White**	
	Coefficient	**Prob.**	**Coefficient**	**Prob.**	**Coefficient**	**Prob.**	**Coefficient**	**Prob.**
VA?	-12.368	0.000	-3.119	0.007	-1.806	0.030	-3.152	0
PS?	-7.041	0.000	-0.720	0.333	-0.535	0.277	-0.764	0
RQ?	15.819	0.000	6.339	0.000	5.834	0.000	6.424	0
RL?	7.054	0.006	3.086	0.165	1.438	0.342	2.886	0
CC?	-10.419	0.000	-1.426	0.326	-3.750	0.001	-1.099	0.0001
Constant			10.791		10.773		10.790	
Effect (Cross)								
_CAM—C			0.194		-3.083		0.331	
_IND—C			3.910		1.148		3.998	
_LAO—C			4.037		1.180		4.271	
_MAL—C			-1.480		0.645		-1.494	
_PIL—C			2.248		0.087		2.311	
_SGP—C			-11.388		-2.409		-11.893	
_THA—C			2.480		2.432		2.477	
R-squared	-1.169		0.863		0.286		0.975	
F Stat			33.243		5.133		206.062	
DW	0.432		1.244		1.031		2.024	

Source: Result of analysis

The capacity of the government to effectively formulate and implement policies that either more (represented by the variable GE and RQ) in conjunction with the tax ratio, is reflected in Regulatory Quality (RQ), which is a reflection of policy implementation of its mandate. Variables GE and RQ have a correlation coefficient of 0.96. Then the inclusion of GE and RQ variables together cause multicollinearity problem. The

effects of each variable to the tax ratio are as follows: Firstly, the variable control of corruption (CC) has a negative effect on the tax ratio. The higher corruption (which is reflected by the low index CC) will lead the lower tax ratio. The poor control of corruption index that reflects the high level of corruption in Cambodia (-1.04), Laos (-1.04) and Indonesia (-0.66) cause the low tax ratio in those countries. The average tax ratio from 2003 to 2012 are 9.34% for Cambodia, 11.58% for Laos, and Indonesia by12.15%. Corruption is a key factor behind the poor performance of revenue in some developing countries. There is a strong evidence that show that some steps taken to reduce corruption are expected to increase tax revenue significantly (Gupta, 2007). It is supported by the research's result of Ghura(1998) that stated that an increase ofcorruption will reduce state revenue.

Secondly, the variable of Political Stability (PS) has a negative effect on the tax ratio. The easier the government was overthrown, the higher the political tension and the presence of terrorist acts (as indicated by the low value of the index of PS) will cause the lower tax raio. This is consistent with theoretical models constructed by Cukierman, Edwards and Tabellini (1991), where political instability and polarization determine the equilibrium efficiency of the tax system and the combination resulted by tax revenues. They provide evidence to support a model that shows that a higher degree of political instability and polarization causes a decrease in higher tax revenues. The results of other studies that support these findings was Jafari et al. (2010). It was concluded that political stability has a positive and significant impact on Foreign Investment in the Middle East and North Africa (MENA). Similar results of the research by Biglaseir and Brown (2009), which assesses political stability on Foreign Investment. Alesina et al (1996) using a sample of 113 countries with the observation period from 1950 to 1982 also concluded that the instability had a negative and significant effect on the rate of growth. Thirdly, the variable of Rule of Law (RL) provides a positive effect on the tax ratio. The higher the society's obedience to the law, enforcement of contracts / agreements, high confidence in the police and prosecutors,and low levels of violence will cause tax ratio to increased. Theoretically there is a relationship between the rule of law and economic growth. This relationship is usually focus on enforcement of contracts / agreements, trust in law enforcement agencies and the eradication of corruption (Haggard and Lydia, 2011).

Other results of the researches also showed the impact of the rule of law in a different formulation of the economy, such as the impact of anarchy (Hirshleifer, 1995), extortion (Konrad & Skaperdas, 1998), and violations of the law (Dixit, 2004). The results showed the devastating effects of civil conflict on economic growth. According to Collier (2007), civil war tended to reduce growth of about 2.3% per year. Even, state's failure and personal insecurity associated with criminal activity also influenced the development (Ayres, 1998; Buvinc & Morrison, 1999). Fourth, Regulatory Quality (RQ) variable had a positive influence on the tax ratio. The good government's ability to formulate the good policies and regulations for the development of the private sectors would increase the tax ratio. This is in line with research Loayza et al. (2005) who conducted research on the effects of regulation on economic growth in industrialized countries and developing countries. According to him, by the dynamics of the industries, informality was an important channel in which regulation affects macroeconomic performance and economic growth. This paper concludes that a heavier regulatory burden, particularly in product and labor markets, reduces growth and induces the development of the informal sector. If this effect can be suppressed, it would increase the overall pro forma institution. Fifth, the variable of Voice and Accountability (VA) gives a negative effect on the tax ratio.

The higher the government control over the freedom of press and freedom of association, it will cause tax ratio to decrease. This indicates that the freedom of the press is very useful as controling's instrument for development. Press makes people aware and conscious to political rights as citizens. But it is certainly contrary to the countries in the Arabian Peninsula, Singapore, and even Malaysia. Empirical evidence shows that there is an inverse relationship between the press's freedom with welfare. Dutta and Roy (2009) showed that the higher of a freedom of the press in certain country, the smaller the foreign investment. This explains why countries with low level of press freedom have large Foreign Direct Investment. Coyne and Leeson (2005) also describe the relationship between the freedom of press with the welfare of the people. The higher of the freedom of press is, the smaller the people's welfare. However, behind that's all, the empirical evidence also indicates that the higher of press freedom's degree, the higher the distribution of wealth. This explains why the Indonesian population wealth distribution (Gini ratio) is better since the reform era, even the second best in ASEAN after Singapore. Briefly, freedom of the press has a negative impact on economic

growth and foreign direct investment. However, freedom of the press is very effective to create equitable economic justice. Thus, the freedom of press has two effects that must be considered carefully by the government.

5. Conclusion and Recommendations

Based on the results of the discussion in the previous section, the following conclusions can be reached:

- Generally, the tax ratio will increase along with the higher income of a country. However, the tax ratio*'s trend* of the lower *middle income countries,* where Indonesia is in the group, is relatively stagnant and even decreased by 0.03 percent per year. The lower middle income countri*es* during the period of observation experienced tax ratio *trap.*
- Countries' tax ratio in lower middle income group is vulnerable to the crisis. The existed crisis influences the tax ratio in lower middle income group of countries to fall by 2%. Besides vulnerable to the crisis, it would need time up to five years to recover the tax ratio to pre-crisis levels.
- Movement pattern Indonesian tax ratio during 2003 to 2012 is lower than the lower middle income countries group, with a greater gap. In 2003, the tax ratio gap reached 1.3%, increased 2 times or to became 2.6% in 2012.
- Although the average tax ratio Indonesia is in the fourth rank, the tax ratio of Indonesia's is the most stable in the ASEAN countries. The economic and political stability in Indonesia is a factor that support the stability of the tax ratio.
- Panel regression model with *Fixed Effect Model* is the best model to determine the effect of Governance on the tax ratio. Among the six variables of governance, Government Effectivity (GE) has no effect on the tax ratio in the ASEAN countries.

The implication of this study, the government of Indonesia and the ASEAN countries, need to adopt policies that can increase the capacity of the state administration. In addition, the legitimacy of the state, such as improving the quality of bureaucracy capacity to implement policy to encourage people to become better and anti-corruption initiatives are also important to reduce inefficiency in the provision of public goods. Finally, improvements in governance and strengthening governance mechanisms that affect social development can provide advantages in social development. These policies will ultimately lead to transparency in the public finance, which is expected to increase the level of tax compliance.

References

Ajzen, I. (1991). The Theory Planned Behavior. *Organizational Behavior and Human Decision Processes*, 50, 179-211.

Alesina, A., Ozler, S., Robini, N. & Swagel, P. (1996). Political Instability and Economic Growth. *J Economic Growth*, 1(2), 189- 211.

Alm, J., McClelland, G. H. & Schulze, W. D. (1992). Why do people pay taxes? *Journal of Public Economics,* 48, 21-38.

Alm, J. & Torgler, B. (2011). Do Ethics Matter? Tax Compliance and Morality. *Journal of Business Ethics*, 101, 635-651

Ali, M. (2013). Odd-Helge Fjeldstad, Ingrid Hoem Sjursen and Chr.Michelsen Insitute, 2013, Factors affecting tax compliant attitude in Africa: Evidence from Kenya, Tanzania, Uganda and South Africa, presented at: Centre for the Study of African Economies (CSAE) Conference, Oxford 18 March.

Andreoni, J., Erard, B. & Feinstein, J. (1998). Tax Compliance. *Journal o f Economic Literature*, 36(2), 818.

Arniati, L. (2009). Peran Theory of Planned Behavior terhadap Ketaatan Wajib Pajak. Seminar Nasional Perpajakan II. Universitas Trunojoyo. Madura.

Ayres, R. (1998). Crime and violence as development issues in Latin America and the Caribbean. World Bank Latin America and Caribbean Studies Viewpoints. Washington, DC: World Bank.

Barro, R. J. & McCleary, R. M. (2003). Religion And Economic Growth Across Countries*. American Sociological Review*, 68(5), 760-781.

Benk, S., Cakmank, A. F. & Budak, T. (2011). An Investigation of Tax Compliance intention : A Theory of Planned Behavior Approach. *European Journal of Economics, Finance and Administrative Sciences,* 28, 180-188

Benno, T. (2003). To Evade or Not to Evade: That is the Question. *Journal of Socio-Economics*, 3, 283–302 World Bank (1988), World Development Report, 1988, Washington DC.

Bergman, M. S. (2002). Who Pays for Social Policy? A Study on Taxes and Trust. *The Journal of Social Policy,* 31(2), 289 – 305.

Biglaiser, G. & Brown, D. (2009). Political stability and Foreign Direct Investment in Latin America, Paper presented at the annual meeting of Western Political Science Association, 2009 from Economic Development and Cultural Change, WWW.allacademic.com.

Bird, R. M., Martinez-Vazquez, J. & Torgler, B. (2004). Societal Institutions and Tax Effort in Developing Countries, International Studies Program Working Paper 04–06.

Bird, R. M. & Zolt, E. M. (2008). Technology and Taxation in Developing Countries: From Hand to Mouse. *UCLA Law Review*, 52(6), 1627-95.

Blanthorne, C. M. (2000). The Role of Opportunity and Beliefs On Tax Evasion: A Structural Equation Analysis. Dissertation. Arizona State University.

Bobek, D., Richard, C. & Hatfield, K. (2003). An Investigation of Theory of Planned Behavior and the Role of Moral Obligation in Tax Compliance. *Behavioral Research in Accounting,* 15(2).

Bradley, C. F. (1994). An Empirical Investigation of Factor Affecting Corporate Tax Compliance Behavior. Dissertation. The University of Alabama, USA.

Buvinc, M. & Morrison, A. (1999). Violence as an obstacle in development. Washington, DC: Inter American Development Bank.

Cahyowati, N. (2011). Model Moral Kepatuhan Perpajakan: Wajib Pajak Orang Pribadi. *JAAI*, 15(2), 161-177.

Collier, P. (2007). The bottom billion. Oxford: Oxford University Press.

Coyne, C. J. & Leeson, P. T. (2005). Media as a Mechanism of Institutional Change and Reinforcement. *Kyklos*, 62(1), 1-14.

Cowell, F. A. & Gordon, J. P. F. (1988). Unwillingness to pay: Tax evasion and public good provision. *Journal of Public Economics*, 36, 305-321.

Cummings, R., Martinez-Vazquez, J., McKee, M. & Torgler, B. (2009). Tax Morale Affects Tax Compliance: Evidence from Surveys and an Artefactual Field Experiment. *Journal of Economic Behavior & Organization,* 70(3), 447-457

D'Arcy, M. (2011). Why do citizens assent to pay tax? Legitimacy, taxation and the African state. Afrobarometer Working Paper No. 126.

Dixit, A. (2004). Lawlessness and economics, alternative modes of governance. Oxford, UK: Oxford Univ. Press.

Dutta, N. & Roy, S. (2009). The Role of Foreign Direct Investment on Press freedom. *Kyklos*, 2(2), 239-257

Fjeldstad, O. H. (2001). Taxation, coercion and donors. Local government tax enforcement in Tanzania. *The Journal of Modern African Studies,* 39, 289-306.

Gereffi, G. (1989). Rethinking Development Theory: Insights from East Asia and Latin America. *Sociological Forum*, 4(4), 505-533

Ghura, D. (1998). Tax Revenue in Sub-Saharan Africa: Effects of Economic Policies and Corruption. IMFWorking Paper 98/135. Washington: International Monetary Fund.

Gupta, S. (2007). Determinants of Tax Revenue Efforts inDeveloping Countries. IMFWorking Paper 07/184. Washington: International Monetary Fund.

Haggard, S. & Lydia, T. (2011). The Rule of Law and Economic Growth: Where are We? *World Development*, 39(5).

Hanno, D. M. & Violette, G. R. (1996). An Analysis of Moral and Social Influences on Taxpayer Behavior. *Behavioral Research in Accounting*, 8, 57-75

Hirshleifer, J. (1995). Anarchy and its breakdown. *Journal of Political Economy*, 103, 26–52.

Revenue, H. M. & Customs, T. (2013). Measuring tax gaps 2013 edition: Tax gap estimates for 2011-12. An Official Statistics release 11 October 2013.

Imam, P. A. & Jacobs, D. F. (2007). Effect of Corruption on Tax Revenues in the Middle East, IMF Working Paper No.07/270. IMF Institute and Fiscal Affairs Department

Inglehart, R. & Christian, W. (2005). Modernization, Cultural Change and Democracy. New Cambridge, England: Cambridge University Press.

Jafari S., Rezanejad, A. & Ariani, F. (2010). Growth and FDI in OIC countries. *Australian J. Basic and Applied Sciences*, 5, 4883- 4885.

The International Tax Compact. (2010). Addressing Tax Evasion and Tax Avoidance in Developing Countries, Eschborn, December

IRS, Understanding the Tax Gap, FS-2005-14, March 2005, http://www.irs.gov/uac/Understanding-the-Tax-Gap.

Kaufmann, D., Kraay, A. & Mastruzzi, M. (2003). Governance Matters III: Governance Indicators for 1996-2002, World Bank, June, 30.

Kaufmann, D., Kraay, A. & Mastruzzi, M. (2010). The Worldwide Governance Indicators Methodology and Analytical Issues, Policy Research Working Paper 5430, Macroeconomics and Growth Team, Development Research Group, The World Bank

Kirchler, E., Hoelzl, E. & Wahl, I. (2008). Enforced versus voluntary tax compliance: The slippery slope framework. *Journal of Economic Psychology,* 29, 210-225.

Konrad, K. & Skaperdas, S. (1998). Extortion. *Economica*, 65(260), 461–477.

Levi, M. (1988). Of rule and revenue, Berkeley: University of California Press.

Loayza, N., Ana, M. O. & Luis, S. (2005). The Impact of Regulation on Growth and Informality Cross Country Evidence, World bank Policy Research Working Paper No. 3623

Lobkowicz, N. (1991). Christianity and Culture*. The Review of Politics*, 53(2), 373-389.

MacCaleb, T. S. (1976). Tax Evasion and the Differential Taxation of Labor and Capital Income. *Public Finance*, 31(2), 287-294.

Mankiw, N. G. (2007). *Macroeconomic, Worth Publishers*, New York, 6th edition.

McKerchar, M. & Evans, C. (2009). Sustaining growth in developing economies through improved taxpayer compliance: Challenges for policy makers and revenue authorities. *eJournal of Tax Research,* 7, 171-201.

Moore, M. (2004). Revenues, state formation, and the quality of governance in developing countries. *International Political Science Review,* 25, 297-319.

Moore, M. (1998). Death without taxes: Democracy, state capacity, and aid dependence in the fourth world. In: White, G. & Robinson, M. (eds.) Towards a democratic developmental state. Oxford: Oxford University Press.

Mossin, J. (1968). Taxation and risk-taking: An Expected Utility Approach, Economica. *New Series*, 35(137), 74-82

Mustikasari, E. (2007). Kajian Empiris Tentang Kepatuhan Wajib Pajak Badan di Perusahaan Industri Pengolahan di Surabaya, disampaikan dalam Simposium Nasional Akutansi X, Unhas Makasar 26-28 Juli

Mukhlis, I., Sugeng, H. U. & Yuli, S. (2014). Increasing Tax Compliance Through Strengthening Capacity Of Education Sector For Export Oriented Smes Handicraft Field In East Java Indonesia. *European Scientific Journal*, 10(7), 170-184

Riduansyah, M. (2003). Kontribusi Pajak Daerah dan Retribusi Daerah Terhadap Pendapatan Asli Daerah (PAD) dan Anggaran Pendapatan Dan Belanja Daerah (APBN) Guna Mendukung Pelaksanaan Otonomi Daerah (Studi Kasus Pemerintah Daerah Kota Bogor). *dalam Jurnal Makara, Sosial dan Humaniora*, 7(2), 17-31.

Schwab, K. (2014). The Global Competitiveness Report 2014–2015, World Economic Forum.

Sebastian, Y. & Guido, T. (1991). Explaining Fiscal Policy and Inflation in Developing Countries. *J. International Money and Finance*, 10, 16-48.

Siahaan, F. O. P. (2005). Faktor-Faktor yang Memepengaruhi Perilaku kepatuhan Tax Professional dalam Pelaporan Pajak Badan pada Perusahaan Industri Manufaktur di Surabaya. Disertasi Program Pascasarjana Universitas Airlangga. Tidak Dipublikasikan.

Snavely, K. (1990). Governmental policies to reduce tax evasion: coerced behavior versus services and values development. *Policy Sciences,* 23, 57-72.

Stiglitz, J. E. (1969). The effects of income, wealth and capital gains taxation on risk-taking. *Quarterly Journal of Economics*, 83(2), 263-83

Tanzi, V. & Zee, H. (2000). Tax policy for Emerging Markets: Developing Countries., IMF Working Paper WP/00/35. Washington DC: International Monetary Fund.

Tayler, T. R. (2006). Psychological perspectives on legitimacy and legitimation. *Annual Review of Psychology,* 57, 375-400.

Teera, J. M. (2003). Could Do Better: An appraisal of Uganda's Tax Performance Relative to Sub Saharan Africa, Working Paper University of Bath.

Tilly, C. (1992). Coercion, capital and European states: AD 990-1992, Malden, Massachusetts: Blackwell Publishers Inc.

Toder, E. (2007). What Is the Tax Gap? Tax Analysts, Tax Notes, October 22.

US Internal Revenue Service Press Release IR-2005-38, March 29, 2005

You, J. S. & Khagram, S. (2005). A Comparative Study of Inequality and Corruption. *American Sociological Review*, 70(1), 136-157.